



IWBF CLASSIFICATION MANUAL



IWBF

International Wheelchair
Basketball Federation

as approved by

IWBF Executive Council

Location and date

Valid as of Tbd

These Rules are published by

International Wheelchair Basketball Federation (IWBF) (Founded 1973)

© Copyright: IWBF

Edited by: IWBF

Version: XXXX

All rights reserved. No part of this publication may be reproduced, stored in a retrieval system, or transmitted in any form or by any means, electronic or mechanical, photocopying, recording or otherwise, without the prior written permission of the publisher.

Postal Address & Office Location:

International Wheelchair Basketball Federation
c/o FIBA
Route Suisse 5 – P.O. Box 29
1295 Mies, Switzerland
Tel.: +41 22 545 00 00
Fax: +41 22 545 00 99
Email: iwbf@iwbf.org
Website: <http://www.iwbf.org>

Contents

A.	Acknowledgments.....	5
B.	Scope and Application.....	7
C.	International Classifier Personnel, Competencies and Training.....	10
D.	Sport Classes and Sport Class Status Award	19
E.	Player Evaluation	24
F.	Classification Assessment Panels	27
G.	Eligibility Assessment Administration.....	30
H.	Competition Classification Administration.....	33
I.	Conducting Player Evaluation – Stage 1	43
J.	Conducting Player Evaluation – Stage 2	46
K.	Conducting Player Evaluation – Stage 3	81
L.	Misconduct During Evaluation Session	95
M.	Intentional Misrepresentation.....	98
N.	Transition Provision – 1 October 2021- 31 December 2022.....	101
O.	Glossary of Terms.....	105
P.	Appendices	107

Section A: Acknowledgements

A. Acknowledgments

The Minimum Impairment Criteria (MIC) content of this manual was underpinned by a Delphi Survey (Nov 2020-June 2021), that was conducted by Dr Michael Hutchinson, Dr Barry Mason and Prof Vicky Tolfrey (the Peter Harrison Centre for Disability Sport, Loughborough University).

Section B: Scope and Application



B. Scope and Application

B1 Adoption

B1.1 The Classification Manual has been adopted by the IWBF on 1st October 2021.

B1.2 The IWBF has prepared this Manual to provide supplemental information about the processes and procedures that support the management of Player Classification in the IWBF as outlined in the Player Classification Rules.

B2 Application

B2.1 This Classification Manual must be read and applied in conjunction with the IWBF Player Classification Rules and other applicable rules and regulations of the IWBF.

B2.2 The Classification Manual is supplemented by a number of Classification [forms](#) that have been prepared to assist Player Evaluation. These forms are available from IWBF and can be amended by IWBF from time to time.

B2.3 This manual provides support and guidance to classifiers around the world and is publicly available on the [IWBF website](#) for Players and National Organisations governing Wheelchair Basketball (NOWB's) to provide greater transparency on the Classification process.

B3 Classification

B3.1 Classification is undertaken to:

- define who is eligible to compete in wheelchair basketball and consequently who has the opportunity to reach the goal of becoming a Paralympic Player; and
- group Players into [Sport Classes](#) which aim to ensure that the impact of impairments is minimised, and sporting excellence determines which Player or team is ultimately victorious.

B3.2 A Player, who wishes to compete in wheelchair basketball governed by the International Wheelchair Basketball Federation, must have an [Eligible Impairment](#) due to an Underlying Health Condition that is permanent and can be verified as listed in [Appendix 1](#).

B3.3 Assessment of Eligible Impairment is managed according to the IWBF Player Classification Rules.

**B4 Minimum Impairment Criteria (MIC)**

B4.1 A Player who wishes to compete in wheelchair basketball must have an [Eligible Impairment](#) that complies with the relevant MIC for wheelchair basketball.

B4.2 IWBF has set MIC to ensure that a Player's [Eligible Impairment](#) affects the extent to which a Player is able to execute the specific tasks and activities fundamental to the sport of wheelchair basketball.

B4.3 The IWBF Player Classification Rules specify the process by which a Player is to be assessed by a Classification Panel to confirm MIC is reached.

B5 Sport Class

B5.1 A Sport Class is a category defined by IWBF in the Player Classification Rules, in which Players are grouped by reference to the impact of an Eligible Impairment on their ability to execute the specific tasks and activities fundamental to wheelchair basketball.

B5.2 A Player who complies with the MIC for wheelchair basketball must be allocated a Sport Class (subject to the provisions in the IWBF Player Classification Rules concerning Failure to Attend Player Evaluation, Article 29 and Suspension of Player Evaluation, Article 30).

B6 Transition Provision

B6.1 The Transitional Provision **only applies** to Players who have undergone an eligibility assessment during the period of 1 February 2020 – 30 September 2021, and have received confirmation from IWBF that they have an [Eligible Impairment](#) according to [IPC Athlete Classification Code](#) and [IPC International Standard of Eligible Impairments](#).

B6.2 The Transitional Provision ends on 31 December 2022. For more information go to [Section N](#).

Section: C International Classifier Personnel, Competencies and Training



C. International Classifier Personnel, Competencies and Training

C1 Code of Conduct for IWBF Classifiers

C1.1 IWBF's Code of Ethics outlines the rules that must be followed by IWBF, each of its Zones and NOWBs, the IWBF officials and any persons or organisation belonging in any capacity whatsoever to IWBF.

C1.2 In addition to the general provisions of the [IWBF Code of Ethics](#), Classifiers:

- may not hold any other position during a Competition when they are a member of a Classification Panel;
- shall carry out their duties in a fair, consistent and unbiased manner;
- shall develop appropriate working relationships and maintain professional boundaries with the members and staff;
- shall project a positive and professional image of themselves and wheelchair basketball;
- must show respect to their colleagues, members and/or IWBF and refrain from public disapproval of or disagreement with the actions or decisions of another colleague or IWBF and its representatives;
- shall declare any history or instances where they were disciplined, dismissed, cautioned, warned or convicted of any offence relating to children/young people/vulnerable adults
- have a duty to know the current rules and regulations applicable to their functions and to participate in training and development opportunities to maintain their abilities and knowledge. Classifiers must attend all scheduled clinics and training sessions that they are assigned to as part of the participation at Competitions;
- must be available for their assignments from the time they are required to report until they are released;
- must decline to be appointed to a Competition if they are not completely physically or mentally fit to participate;
- must cooperate with any investigations concerning violations of the IWBF Player Classification Rules;
- should actively contribute to the development of IWBF classification, by taking part in any reviews or highlighting issues relating to the process.
- must ensure they are up-to-date with training and professional development.

C2 Classification Personnel

C2.1 Trainee Classifier

C2.1.1A Trainee Classifier is a person who is in the process of formal training with IWBF. See [Appendix 2](#) for Classifier Certification.

C2.1.2 IWBF may appoint Trainee Classifiers to participate in some or all components of Player Evaluation under the supervision of a Classification Panel, to develop Classifier Competencies.

C2.2 Classifier

C2.2.1 A Classifier has completed IWBF Classifier training and competencies.

C2.2.2 A Classifier is a person authorised as an official and certified by the IWBF to conduct some or all components of Player Evaluation as a member of a Classification Panel.

C2.3 Chief Classifier

C2.3.1A Chief Classifier has completed IWBF Chief Classifier training and competencies.

C2.3.2 A Chief Classifier is a Classifier appointed by IWBF to direct, administer, co-ordinate and implement Classification matters for a specific Competition or at such other location as defined by IWBF. In particular, a Chief Classifier may be required by IWBF to do the following:

- identify those Players who will be required to attend an Evaluation Session or need to complete stage 1 eligibility panel assessment.
- supervise Classifiers to ensure that the IWBF Player Classification Rules are properly applied during Classification;
- manage Protests in consultation with IWBF; and
- liaise with the relevant Competition organisers to ensure that all travel, accommodation and other logistics are arranged in order that Classifiers may carry out their duties at the Competition.

C2.3.2 A Chief Classifier may delegate specific responsibilities and/or transfer specific tasks to other appropriately qualified Classifiers, or other appropriately qualified IWBF officers or representatives, and/or appropriately qualified persons in the local organising committee of a Competition.

C2.4 Eligibility Assessment Panel Member

C2.4.1 An Eligibility Assessment Panel Member has completed IWBF Eligibility Assessment Panel Member training and competencies.

C2.4.2 An Eligibility Assessment Panel Members participates in establishing whether or not a Player has an [Eligible Impairment](#) and can demonstrate an Underlying Health Condition.

C2.5 Transition Classifier Instructor

C2.5.1 During the Transition Period a Transition Classifier Instructor may be appointed as outlined in [Section N](#) of this manual.

C2.6 Classifier Instructor

C2.6.1 A Classifier Instructor is an experienced education trainer appointed by IWBF to deliver and evaluate the IWBF international training programme for Classifiers, provide independent evaluation of Classification Panels and provide recommendations to the Chairperson of IWBF Classification Commission on Continued Professional Development (CPD) and classifier performance.

C2.6.2 A Classifier Instructor will be required to have the following experience:

- a minimum of 5 years international experience of training and development programmes in IWBF sports classification
- Completed IWBF Chief Classifier training and gained a minimum of 5 years international experience as a Chief Classifier
- considered to be a leader of good practice in international classification for wheelchair basketball.
- supported the implementation and review of IWBF Classifier Certification, education and CPD.

C2.7 Head of Classification/Chairperson of IWBF Classification Commission

C2.7.1 The Chairperson of IWBF Classification Commission is elected by the NOWBs at the World Congress and is a person responsible for the direction, administration, co-ordination and implementation of Classification matters for IWBF. In IWBF the elected Chairperson of the IWBF Classification Commission is the Head of Classification.

C2.7.2 If a Chairperson for the IWBF Classification Commission cannot be elected, IWBF may appoint another person, or group of persons collectively (provided such person or group of persons agrees to comply with the IWBF Classifiers Code of Conduct) to act as the Chairperson of IWBF Classification Commission or Head of Classification.

C2.7.3 The Chairperson of IWBF Classification Commission is required to be a certified Classifier.

C2.7.4 The Chairperson of IWBF Classification Commission may delegate specific responsibilities and/or transfer specific tasks to designated Classifiers, or other persons authorised by IWBF.

C2.7.5 The Chairperson of IWBF Classification Commission can also be appointed as a Classifier and/or a Chief Classifier.

C3 Classifier Role and Requirements

Level	Trainee Classifier – Level 1 (formerly Zonal)	Classifier – Level 2 (formerly International)	Chief Classifier – Level 3	Eligibility Assessment Panel
Role	Participate in some or all components of Player Evaluation under the supervision of a Classification Panel.	Conduct some or all components of Player Evaluation as a member of a Classification Panel. Provide training support and mentorship for Trainee Classifiers	Direct, administer, co-ordinate and implement Classification matters. Provide training support and mentorship for less experienced Classifiers and Trainee Classifiers.	Establish whether or not a Player has and Eligible Impairment and can demonstrate an Underlying Health Condition.
Entry Requirements	1. Must be proposed by their National Body. 2. Must have a minimum of 2 years' experience classifying at the national level. 3. Be a certified health professional in a field relevant to the Eligible Impairment category <u>OR</u> Have an extensive coaching and/or relevant background in wheelchair basketball <u>OR</u> A recognised and reputable academic qualification which	1. Trainee Classifier Entry requirements 2. Satisfactorily completed Trainee Classifier training and assessments 3. Classifier Exam 4. Candidates must be able to communicate in English as this is the official language of IWBF. 5. 1 year as a Trainee Classifier	1. Trainee Classifier and Classifier Entry requirements 2. Satisfactorily completed Classifier training and assessments. 3. 3 years as a Classifier 4. Chief Classifier Exam 5. Candidates must be able to communicate in English as this is the official language of IWBF.	1. Be a certified health professional in field relevant to the Eligibility Assessment process

	<p>encompasses a requisite level of anatomical, biomechanical and sport-specific expertise</p> <p>4. Candidates must be able to communicate in English as this is the official language of IWBF.</p>			
Competencies	<p>Candidates shall:</p> <ol style="list-style-type: none"> 1. Demonstrate an understanding of all applicable policies, rules and processes. 2. Demonstrate an understanding of wheelchair basketball, including an understanding of the technical rules of the sport. 3. Demonstrate an understanding of the IPC Athlete Classification Code and the International Standards 4. Participate in Player Evaluations under the supervision of a Classification Panel 5. Demonstrate an understanding of the role, responsibilities, and 	<p>Candidates shall:</p> <ol style="list-style-type: none"> 1. Demonstrate an understanding of all applicable policies, rules and processes. 2. Demonstrate an understanding of wheelchair basketball, including an understanding of the technical rules of the sport. 3. Demonstrate an understanding of the IPC Athlete Classification Code and the International Standards 4. Conduct some or all components of Player Evaluations as a member of a Classification Panel 5. Present findings to the Classification Panel, 	<p>Candidates shall:</p> <ol style="list-style-type: none"> 1. Demonstrate an understanding of all applicable policies, rules and processes. 2. Demonstrate an understanding of wheelchair basketball, including an understanding of the technical rules of the sport. 3. Demonstrate an understanding of the IPC Athlete Classification Code and the International Standards 4. Direct, administer, co-ordinate and implement Classification matters as directed by IWBF. 5. Demonstrate leadership skills in matters related to Classification such as 	<p>Candidates shall:</p> <ol style="list-style-type: none"> 1. Demonstrate an understanding of all applicable policies, rules and processes. 2. Demonstrate an understanding of the IPC Athlete Classification Code and the International Standards 3. Participate in the assessment of Medical Diagnostic Information to determine whether a Player is Eligible or Not Eligible for wheelchair basketball 4. Present finding to the IWBF Head of Classification 5. Demonstrate an understanding of the role, responsibilities, and professional boundaries of

	professional boundaries of the Trainee Classifier.	Players and Player Support Personnel. 6. Demonstrate an understanding of the role, responsibilities, and professional boundaries of the Classifier.	administration and management of Player Classification Rules. 6. Demonstrate an understanding of the role, responsibilities, and professional boundaries of the Chief Classifier.	the Eligibility Assessment Panel.
Training	1. Wheelchair Basketball Rules 2. Player Classification Rules and Procedures 3. Administration and management 4. Safeguarding and Player Wellbeing 5. Professionalism 6. Conflict Management 7.	1. Wheelchair Basketball Rules 2. Player Classification Rules and Procedures 3. Administration and management 4. Safeguarding and Player Wellbeing 5. Professionalism 6. Conflict Management 7. Mentoring	1. Wheelchair Basketball Rules 2. Player Classification Rules and Procedures 3. Administration and management 4. Protest procedures 5. Appeal procedures 6. Safeguarding and Player Wellbeing 7. Professionalism 8. Conflict Management 9. Mentoring	1. Eligible Impairments and Underlying Health Conditions 2. Eligibility application management and administration
Assessment Process	1. Complete IWBF Classifier training (online and face-to-face) and pass exam 2. Completed supervised assessment at a minimum of one international tournament	1. Complete IWBF Classifier training (online and face-to-face) and pass exam 2. Completed supervised assessment at international tournament(s)	1. Complete IWBF Chief Classifier training (online and face-to-face) and pass exam	1. Complete IWBF Eligibility Assessment Panel Member online learning course (online) and pass exam
Re-certification	1. Attendance at standardisation events	1. Attendance at standardisation events	1. Attendance at standardisation events	1. Attendance at standardisation events

	IWBF CLASSIFICATION MANUAL	<div>XXX</div> 2021 17 of 172
-----------------------------------------------------------------------------------	-----------------------------------	----------------------------------

	Maintain trainee classifier competencies	2. Maintain classifier competencies	Maintain classifier competencies	2. Maintain eligibility panel member competencies 3. Update professional medical status
--	---------------------------------------------	----------------------------------------	-------------------------------------	--------------------------------------------------------------------------------------------------

C4 Classifier Certification and Internal Quality Assurance Procedures are outlined in [Appendix 2](#).

Section D: Sport Classes and Sport Class Status Award



D. Sport Classes and Sport Class Status Award

D1 Sport Class

D1.1 A Sport Class is a category defined by IWBF in the Player Classification Rules, in which Players are grouped by reference to the impact of an Eligible Impairment of their ability to execute the specific tasks and activities fundamental to wheelchair basketball.

D1.2 A Player who does not have an [Eligible Impairment](#) (at Stage 1 of Player Evaluation) or does not comply with the MIC (at Stage 2 of Player Evaluation) for wheelchair basketball must be allocated Sport Class Not Eligible (NE) in accorded with the provisions of Article 18 of the IWBF Player Classification Rules.

D1.3 A Player who complies with the MIC and completes the wheelchair basketball movements and observations (Stage 2: Player Evaluation) for wheelchair basketball must be allocated a Sport Class and Sports Class Status (subject to the provisions in the IWBF Player Classification Rules concerning failure to attend Player Evaluation and suspension of Player Evaluation).

D1.4 Except for the allocation of Sport Class Not Eligible (NE) by IWBF (in accordance with Article 18.1 of the Player Classification Rules), the allocation of a Sport Class must be based solely on an Evaluation by a Classification Panel (at Stage 2 and 3 of the Player Evaluation) based on the extent to which the Player's Eligible Impairment affects the specific tasks and activities fundamental to wheelchair basketball. This Evaluation must take place in a controlled non-competitive environment, which allows for repeated observation of key tasks and activities.

D1.5 The following Sport Classes may be allocated to Players with an [Eligible Impairment](#):

- 1.0
- 1.5
- 2.0
- 2.5
- 3.0
- 3.5
- 4.0
- 4.5

D2 Sport Class Status

D2.1 If a Classification Panel allocates a Sport Class to a Player, it must also designate a Sport Class Status. Sport Class Status indicates whether or not a Player

will be required to undertake Player Evaluation in the future and if the Player's Sport Class may be subject to Protest.

D2.2 The Sport Class Status designated to a Player by a Classification Panel at the conclusion of an Evaluation Session will be one of the following:

Confirmed (C)

Review (R)

Review with a Fixed Date (FRD)

Classification Not Complete (CNC)

During the period of Transition Provision (as detailed in [Section N](#)) two other Sport Class Statuses will be allocated Sport Review (Transition) (RT) and Confirmed Transition (CT) further information and descriptions is detailed in Section N.

D3 Sport Class Status New

D3.1 A Player is allocated Sport Class Status New (N) by IWBF prior to attending the Player's first Evaluation Session. A Player with Sport Class New (N) must attend an Evaluation Session prior to competing at any International Competition, unless IWBF specifies otherwise.

D4 Sport Class Status Confirmed

D4.1 A Player will be designated with Sport Class Status Confirmed (C) if the Classification Panel is satisfied that both the Player's [Eligible Impairment](#) and the Player's ability to execute the specific tasks and activities fundamental to wheelchair basketball are and will remain stable.

D4.2 A Player with Sport Class Status Confirmed (C) is not required to undergo any further Player Evaluation (except in cases outlined in the Player Classification Rules concerning Protests (Article 19), Medical Review (Article 31) and changes to Sport Class criteria (Article 15.7)).

D4.3 A Classification Panel that consists of only one Classifier may not designate a Player with Sport Class Status Confirmed (C) but must designate the Player with Sport Class Status Review (R).

D5 Sport Class Status Review

D5.1 A Player will be designated Sport Class Status Review (R) if the Classification Panel believes that further Evaluation Sessions will be needed.

D5.2 A Classification Panel may base its belief that further Evaluation Sessions will be required on a number of factors, including but not limited to



- situations where the Player has only recently entered Competitions sanctioned or recognised by IWBF;
- has a fluctuating and/or progressive Impairment/Impairments that is/are permanent but not stable;
- and/or has not yet reached full muscular skeletal or sports maturity.

D5.3 A Player with Sport Class Status Review (R) must complete Player Evaluation prior to competing at any subsequent International Competition, unless IWBF specifies otherwise.

D6 Sport Class Status Review with Fixed Review Date

D6.1 A Player may be designated Sport Class Status Review with a Fixed Review Date (FRD) if the Classification Panel believes that further Player Evaluation will be required but will not be necessary before a set date, being the Fixed Review Date.

D6.2 A Player with Sport Class Status Review with a Fixed Review Date (FRD) will be required to attend an Evaluation Session at the first opportunity after the relevant Fixed Review Date.

D6.3 A Player who has been allocated Sport Class Status Review with a Fixed Review Date (FRD) may not attend an Evaluation Session prior to the relevant Fixed Review Date unless for a Medical Review Request and/or Protests.

D6.4 A Classification Panel that consists of only one Classifier may not designate a Player with Sport Class Status Review with a Fixed Review Date (FRD) but must designate the Player with Sport Class Status Review (R).

D7 Classification Not Completed

D7.1 Classification Not Complete (CNC) should be allocated in any cases where a decision cannot be taken, and Player Evaluation is suspended. Review Sport Class Status should NOT be allocated pending the submission of medical documentation, or in cases of inconsistency where a Player appears to meet MIC and be eligible, but a Sport Class decision cannot be finalised. Player Evaluation in these cases should be suspended and CNC assigned until the IWBF resolves the case.

D8 Changes to Sport Class Criteria

D8.1 If IWBF changes any Sport Class criteria and/ or assessment methods defined in the Player Classification Rules or Classification Manual, then:

D8.2 IWBF may re-assign any Player who holds Sport Class Status Confirmed (C) with Sport Class Status Review (R) and require that the Player attend an Evaluation Session at the earliest available opportunity; or

D8.3 IWBF may remove the Fixed Review Date for any Player and require that the Player attend an Evaluation Session at the earliest available opportunity; and

D8.4 In both instances the relevant NOWB shall be informed as soon as is practicable.

D9 Sport Class Not Eligible

D9.1 If IWBF determines that a Player:

D9.2 does not have an [Eligible Impairment](#) IWBF will allocate that Player Sport Class Not Eligible (NE).

D9.3 who has an [Eligible Impairment](#) does not comply with MIC for wheelchair basketball that Player will be allocated Sport Class Not Eligible (NE).

D10 Absence of Eligible Impairment

D10.1 If IWBF determines that a Player does not have an Eligible Impairment, that Player:

D10.2 will not be permitted to attend an Evaluation Session; and

D10.3 will be allocated with Sport Class Not Eligible (NE) and designated with Sport Class Status Confirmed (C) by IWBF.

D10.4 If another International Sport Federation has allocated a Player with Sport Class Not Eligible (NE) because the Player does not have an eligible impairment IWBF may likewise do so without the need for the process detailed in Article 7 of the Player Classification Rules.

D10.5 A Player who is allocated Sport Class Not Eligible (NE) by IWBF or a Classification Panel (if delegated by IWBF) because that Player has:

D10.5.1 an Impairment that is not an Eligible Impairment; or

D10.5.2 a Health Condition that is not a permanent Health Condition;

has no right to request such determination be reviewed by a second Classification Panel and will not be permitted to participate in IWBF wheelchair basketball.



Section E: Player Evaluation

E. Player Evaluation

E1 Evaluation Sessions

E1.1 Player Evaluation is conducted in 3 stages, stage 1 by an Eligibility Assessment Panel and stage 2 and 3 by a Classification Panel.

E2 Stage 1

E2.1 Stage 1 is completed pre-competition (at least 3 months before the Player attends a Competition).

E2.2 Players are assessed to determine whether or not they have an Eligible Impairment for wheelchair basketball by submitting the [Medical Diagnostic Form](#) (appendix 4) and the supporting medical evidence for consideration by the IWBF Eligibility Assessment Panel

E2.3 Players must have completed this stage and been declared eligible by the Eligibility Assessment Panel to move to Stage 2.

E3 Stage 2

E3.1 Stage 2 usually takes place 1-3 days before Competition starts.

E3.2 Players are assessed to determine whether they comply with MIC for wheelchair basketball.

E3.3 Players are assessed to determine the extent to which they are able to execute the specific tasks and activities fundamental to wheelchair basketball.

E3.4 Players must have completed this stage and received confirmation of compliance with the MIC to move to Stage 3.

E3.5 Players at this stage will be allocated a Sports Class Status and provisional Sports Class

E4 Stage 3

E4.1 Stage 3 takes place during the training and preliminary games at a Competition.

E4.2 Players are assessed to determine the extent to which the Player is able to execute the specific tasks and activities fundamental to wheelchair basketball Competition as defined in the Classification rules.

E4.3 Players at this stage will have their Sport Class Status and Sports Class confirmed.

E5 See appendix 5 for the Player Evaluation flow chart.

Section F: Classification Assessment Panels



F. Classification Assessment Panels

F1 Eligibility Assessment Panel (EAP)

F1.1 An EAP is a group of medical experts appointed by IWBF to establish whether or not a Player has an Eligible Impairment, by considering the Medical Diagnostic Form (Appendix 4) and supporting medical evidence

F1.2 The EAP must, if practicable, be comprised of the Chairperson of the IWBF Classification Commission and at least two other experts with appropriate medical qualifications.

F2 Classification Panel

F2.1 A Classification Panel is a group of Classifiers appointed by IWBF to conduct some or all of the components of Player Evaluation including as part of an Evaluation Session at a Competition.

F2.2 A Classification Panel should be comprised of a minimum of 2 (two) IWBF International Certified Classifiers with at least one Classifier holding a valid medical qualification. In exceptional circumstances the Chief Classifier may provide that a Classification Panel comprises of only one Classifier, subject to that Classifier holding a valid medical qualification.

F2.3 For a Player to receive an international classification, both International Classifiers on a panel evaluating the must agree on the classification.

F2.4 A Trainee Classifier may be part of a Classification Panel in addition to the required number of certified Classifiers and may participate in Player Evaluation.

F2.5 As part of the Evaluation Session the Classification Panel must:

F2.5.1 Stage 2:

Assess whether a Player complies with MIC for wheelchair basketball and assess the extent to which a Player is able to execute the specific tasks and activities fundamental to the sport.

Following the Stage 2 of the Player Evaluation Session the Classification Panel must allocate a Sport Class and designate a Sport Class Status, or designate Classification Not Completed (CNC).

F2.5.2 Stage 3:

Assess the extent to which a Player is able to execute the specific tasks and activities fundamental to the sport in Training and in Competition.

F2.6 Following the Stage 3 of the Player Evaluation, the Classification Panel must replace the Player's Tracking Code Observation Assessment (OA) by designating a Sport Class Status upon completion of First Appearance (or completion of any Observation in Competition conducted as part of a Protest). If changes to a Player's Sport Class or Sport Class Status are made following Observation in Competition, the changes are effective immediately at the end of the game.

F2.7 The role and composition of Classification Assessment Panels are outline in Appendix 6.

Section G: Eligibility Assessment Administration

G. Eligibility Assessment Administration

G1 Administration Duties

G1.2 The IWBF Head of Classification/Chairperson of IWBF Classification Commission and Operations Administrator have administrative duties in the Eligibility Assessment Process.

G2 Guidelines for Eligibility Assessment Panel appointments

G2.1 The Eligibility Assessment Panel selection procedure details how medical experts are appointed to EAPs.

G2.2 EAPs must be selected from the IWBF's list of recognised medical experts.

G3 Eligibility Assessment Panel Selection Procedure

G3.1 The Operations Administrator should notify the IWBF Head of Classification/Chairperson of the Classification Commission of the requirement for an EAP.

G3.2 The IWBF Head of Classification/Chairperson of IWBF Classification Commission will appoint an EAP.

G3.3 The EAP must, if practicable, be comprised of the Chairperson of IWBF Classification Commission and at least two other experts with appropriate medical qualifications.

G3.4 The two experts will be selected from the IWBF's list of recognised medical experts.

G3.5 Medical experts who also sit on EAPs will not be permitted to evaluate players from their NOWB.

G4 Eligibility Assessment Panel Procedure (Stage 1 Player Evaluation)

G4.1 Operations Administrator receives the [Player Overview Assessment List](#) and [Medical Diagnostic Form\(s\)](#) submitted by the NOWB and saves information in the IWBF's protected cloud system.

G4.2 Operations Administrator notifies the IWBF Head of Classification/Chairperson of the Classification Commission of the requirement for an EAP.

G4.3 IWBF Head of Classification/Chairperson of the Classification Commission appoints an EAP.

G4.4 IWBF Head of Classification/Chairperson of the Classification Commission informs Operations Administrator of EAP members.

G4.5 Once appointed, the Operations Administrator sends Medical Diagnostic Information to the EAP.

G4.6 The EAP provides the IWBF Head of Classification/Chairperson of the Classification Commission with a decision.

G4.7 The IWBF Head of Classification/Chairperson of the Classification Commission validates the decision and informs the Operations Administrator.

G4.8 If the EAP concludes that the Player has an Eligible Impairment the Operations Administrator (on behalf of the IWBF Head of Classification/Chairperson of IWBF Classification Commission) will share a decision to this effect in writing to the relevant NOWB.

G4.9 If the EAP is not satisfied that the Player has an Eligible Impairment the Operations Administrator on behalf of the IWBF Head of Classification/Chairperson of IWBF Classification Commission will share a decision to this effect in writing to the relevant NOWB. The NOWB will be given an opportunity to comment on the decision and may provide further Diagnostic Information to the EAP for consideration

G4.10 If the decision is subsequently revised, the Operations Administrator on behalf of the IWBF Head of Classification/Chairperson of IWBF Classification Commission will inform the NOWB.

G4.11 If the decision is not changed, the, the Operations Administrator on behalf of the IWBF Head of Classification/Chairperson of IWBF Classification Commission will issue a final decision letter to the NOWB.

G5 An Eligibility Assessment Administration checklist is available in appendix 8.

Section H: Competition Classification Administration

H. Competition Classification Administration

H1 Administration Duties

H1.1 The IWBF Head of Classification/Chairperson of IWBF Classification Commission, Competition Chief Classifier, and Operations Administrator have administrative duties prior to, during, and after a competition.

H2 Guidelines for appointments

H2.1 The [Classifier selection procedure](#) details how Classifiers are appointed to Classification Panels for IWBF recognised Competitions.

H2.2 IWBF recognised Competitions include IWBF World and Zone Championships, and other Competitions recognised by the IWBF for Player Classification.

H3 Classifier Selection Procedure

H3.1 The IWBF should notify the IWBF Head of Classification/Chairperson of IWBF Classification Commission of the requirement for a Classification Panel including:

- Name of the competition
- Location of the competition
- Required arrival and departure travel dates for Classifiers
- Number of Classification Panels required

H3.2 Any additional requirements as specified, by the IWBF Head of Classification/Chairperson of IWBF Classification Commission, such as:

- Specific certification levels of Classifiers,
- Geographic zone and nation of Classifiers,
- Training clinics, and
- Certification opportunities.

H3.3 Details of Classifier Panel requirements will be announced in the appointment for Classifiers for relevant Competitions.

H3.4 Proposed panel composition is at the discretion of the IWBF Head of Classification/Chairperson of IWBF Classification Commission.

H3.5 Once appointed, the Chief Classifier works through the IWBF Technical Delegate regarding all arrangements for the event.

H4 Pre-Competition Administration

H4.1 Head of Classification Tasks Three Months Prior to Competition

H4.1.1 In general, as soon as a competition organising committee identifies arrival and departure dates for Classifiers, and the number of days that will be allocated to the classification evaluation period the IWBF Head of Classification/Chairperson of IWBF Classification Commission:

- Requests classifiers availability;
- Appoints a Chief Classifier;
- Appoints the Classification Panel(s);
- Provides the competition organising committee with the Chief Classifier contact details; and

Confirms Classification Panel members and reserve Classifiers, if appointed, and makes initial contact with the Classification Panel(s).

H4.1.2 These tasks may be carried out earlier than three months prior to competition if the information from the competition organising committee is made available to the IWBF. Three months is the shortest timeframe in which to accomplish preparation for a competition in a timely manner and to ensure the appropriate standard for delivery of classification services to Players.

H4.2 Chief Classifier Tasks Two Months Prior to Competition

H4.2.1 Liaise with IWBF Technical Delegate, the competition organising committee and/or the competition director about:

- Classifiers selected, contact information, and to confirm the competition director and/or designee makes arrangements for event transportation in accordance with date and time for beginning of the classification period and for departure from the event when classification duties are concluded.
- Collecting all team and Player entries well in advance of Competition dates. Ensuring all Players have had an [Eligible Impairment](#) confirmed by an IWBF Eligibility Assessment Panel (Stage 1 Player Evaluation).
- Provision of facilities and support infrastructure for classification.
- Composition of Classification Panels to conduct the stage 2 and 3 Player Evaluation, Protests and other classification matters as needed.

H4.2.2 Liaise with the IWBF Operations Administrator for identification of Player for Evaluation, to obtain access to the IWBF database, and obtain any necessary additional documentation or data for classification.

H4.2.3 Crosscheck Player entry event information with the IWBF database to verify Sport Class and Sport Class Status.

H4.2.4 Identify Players requiring evaluation during the classification evaluation period, who have a confirmation of an Eligible Impairment from the IWBF Eligibility Assessment Panel, and the priorities for Player scheduling for stage 2 and 3 Player Evaluation on the IWBF database.

H4.2.5 Liaise with IWBF Technical Delegate and/or competition director or designee to set date and time for the classification evaluation period.

H4.2.6 Provide competition director, IWBF Technical Delegate and/or Competition organising committee or Competition Director with the following:

- Player classification schedule for distribution to competing nations/teams,
- URL address of the IWBF Player Classification Rules; and
- Competition rules specific to classification for the competition to the competition organising committee for distribution to participating nations/teams.

H4.2.7 Provide competition director, IWBF Technical Delegate (if present) and competition organising committee with a list of required facilities, equipment needs, and technology support for Classifiers to conduct classification including:

- Needed facilities and locations for Player Evaluation, such as the number of classification rooms for the physical assessment (one private room per panel) and private space or equivalent for Stage 2 Player Evaluation; all of which must be reserved for the duration of the entire competition and posted with appropriate signage and directions to the classification area.
- Needed facilities and a room or area outside of the classification rooms for classification reception and administration of classification.
- Needed facilities and a room for classifier training, if scheduled.
- Presentation equipment for meetings and training sessions, such as projector, white board, or writing surface.
- Equipment needs and technology support including:
 - Office equipment, including a printer and/or copier, paper, pens, marking pens, clear, plastic sticky tape or clear adhesive tape, writing pads;
 - Stable Internet Connection.
 - Bench or table/plinth for each room, preferably adjustable;
 - Floor mat for each room; and
 - Basketball in each room (size 6 (women only) and 7 (men only)).
- Other classification related needs include classifier transportation and accommodations:
 - Transportation to and from airport/train station to hotel
 - Local transportation to and from competition venue

- Accommodation and meals for Classifiers
- Classifiers may be placed in shared double accommodation.

H4.2.8 Collect and organise any classification documentation needed for Player Evaluation stage 2 and 3; download the most current documents and forms from the IWBF website (add link).

H4.2.9 Advise teams and Players of any supporting classification documentation that Players should bring. This documentation may include:

- Completed IWBF [Medical Diagnostic Information](#) form
- Diagnostic information, written clearly in English, of the Player's Impairment and underlying health condition, particularly if the Player's Impairment is a result of an uncommon or rare health condition; and/or
- Copies of national classification documents.
- Valid passport

H4.3 Chief Classifier Tasks Six to Eight Weeks Prior to Competition

H4.3.1 The IWBF Head of Classification/Chairperson of IWBF Classification Commission/Chief Classifier should send an electronic copy of the IWBF Player Classification Rules and supplementary classification information document to the competition organising committee contact person and/or IWBF Technical Delegate for distribution to all official contact persons for the teams.

H4.3.2 The supplementary classification Information document that goes out to teams should include:

- Player responsibilities for classification,
- Protest procedures,
- Protest form location on the IWBF website,
- process for submission of Medical Diagnostic Information, and any other specific Player Classification Rules relevant for the competition; such as Competition format and time frame for Protests and when changes in Sport Class take effect.

H4.3.3 Request final competition roster from the IWBF Technical Delegate and/or Competition director, confirm names and uniform number of Players requiring Evaluation, including Players who are new those under review, or those who are under review with Fixed Review Date by cross referencing rosters with the database and/or master list.

H4.3.4 Advise the competition director and/or IWBF Technical Delegate regarding any discrepancies regarding Player sport entry classes when team lists are verified against the IWBF Classification Database.

H4.3.5 Request arrival times and training schedule for teams from the IWBF Technical Delegate and/or competition director to enable scheduling Player Evaluation to correspond realistically with team travel arrangements, training and match play schedule.

H4.3.6 Prepare the classification schedule and establish specific Evaluation times for individual Players.

H4.3.7 The Chief Classifier has the right to determine the number of Players that can reasonably be accommodated at a competition and to prioritise Player for classification. (Refer to Player Classification Scheduling for Classification)

H4.3.8 Provide copy of Classification schedule and any other relevant information for classification to competition director and/or the IWBF Technical Delegate to disseminate to all competing teams/nations.

H4.3.9 Final check of Sport Class and Sport Class Status for Players attending competition; and

H4.3.10 Contact all Classifiers to confirm attendance, update any travel arrangements, confirm information on accommodation and transportation, set time for orientation meeting upon arrival and prior to the start of classification, provide classification schedules, and any other relevant information for classification.

H4.4 Chief Classifier Tasks One to Two Weeks Prior to Competition

H4.4.1 Review classification schedule and update as necessary depending on any last-minute changes in team rosters.

H4.4.2 Make copies of forms and prepare other office materials needed for classification; and H4.4.3 Make final communications with Classification Panel members and competition organising committee as necessary prior to departure for the competition.

H5 Administration during competition

H5.1 Chief Classifier Duties during Competition

H5.1.1 Attend the Team Manager's Meeting.

H5.1.2 During the Team Manager's Meeting, the Chief Classifier should:

- Review information previously sent out to national member organisations or teams in the pre-tournament classification information document.
- Answer any questions related to classification for the competition.



H5.1.3 It is preferable that the Chief Classifier attend the Team Manager's Meeting, as they are a member of the senior management team for the Competition. If logistical circumstances do not permit the Chief Classifier to attend, the IWBF Technical Delegate may review the information in this document in the meeting.

H5.1.4 Ensure correct entry and verified Sport Class and Sport Class Status is recorded on the classification form, in the classification results report, and included with the [post-Competition report](#) for entry in the Player database.

H5.1.5 After completion of the Stage 2 of the Player Evaluation and the Classification Panel has decided on the provisional allocation of Sport class and Sport Class Status, the Chief Classifier may be asked to participate with the Classifiers in informing the player and/or team representative of the outcome of stage 2; Sport Class and Sport Class Status.

H5.1.6 At the end of classification before the start of the competition, the Chief Classifier will distribute a list of sport class and sport class status results to IWBF Technical Delegate and/or the competition director, or their designee, who will then post a hard copy of the results in a central location and distribute to each team in an electronic format; and/or the Chief Classifier will post a hard copy of sport class and sport class status of all Players in a central location.

H5.1.7 Following Stage 3 of the Player Evaluation and confirmation or change of the Player's Sport Class, the Chief Classifier may be asked to participate with the Classifiers in informing the Player and/or team representative as soon as is logistically possible.

H5.1.8 Provide a copy of the results for Sport Class and Sport Class Status of all Players to the IWBF Technical Delegate and/or competition director/local organising committee for distribution to all teams as observation assessments are concluded each day of the Competition Evaluation sessions.

H5.1.9 Provide copy of the final competition results of Sport Class and Sport Class Status to the IWBF Technical Delegate and competition director/ competition organising committee to post and/or distribute to all teams at the conclusion of the Competition.

H5.2 Player Classification Scheduling

H5.2.1 The IWBF Head of Classification/Chairperson of IWBF Classification Commission and/or the Chief Classifier have the right to determine the number of Players who can reasonably be accommodated at a Competition and to prioritise Players for classification.

H5.2.2 The classification schedule procedure is designed to ensure the integrity of the classification process and to make certain there is adequate time for assessment, Classification Panel discussions and deliberation, and communication with the Player, coach and/or Player support personnel.

H5.2.3 Upon receiving the final entries for a Competition (generally six to eight weeks prior to a Competition), the Chief Classifier will schedule all Players who must undergo Player Evaluation at the Competition in accordance with the IWBF Player Classification Rules.

H5.2.4 Each Player is allocated up to 60 minutes for a Classification Evaluation session.

H5.2.5 In some cases, if a Player has a complex Health Condition and complicated Impairments, more than 60 minutes may be scheduled to allow adequate time for assessment, deliberations, and communication.

H5.2.6 This additional time frame may be allocated for complex Players also requiring translation services.

H5.2.7 During the Transition Period as detailed in Section N a priority list of players requiring classification at the competition has been developed. See Section N for how the Chief Classifier will determine Classification Schedule in this time.

H5.2.8 The numbers of requests will determine the amount of Classification Panels that the IWBF Head of Classification/Chairperson of IWBF Classification Commission and/or the Chief Classifier requires are necessary a Competition to allow for the necessary Players to undergo classification.

H5.2.9 The classification schedule is prepared dependant on the requests from NOWBs for classification of N, R and FRD Players.

H5.2.10 The Chief Classifier will prepare and distribute the final classification schedule to the IWBF Technical Delegate and/or competition organising committee and/or competition director to distribute to the appropriate team representative who is the contact for the competing teams.

H5.2.11 Only Players on the classification schedule will be permitted to undergo classification.

H5.3 Protests

H5.3.1 Please refer to section 24 in the IWBF Classification rules

H6 Post Competition Administration

H6.1 Post-Competition Report

H6.1.1 The Chief Classifier shall complete the IWBF [post-Competition report](#) template (appendix 68) and forward this to the IWBF Head of



Classification/Chairperson of IWBF Classification Commission within 10 days of the end of the Competition.

H6.1.2 The post-Competition report template consists of an inclusive list of Sport Class and Sport Class Status of all Players undergoing Player Evaluation or Protest, comments and recommendations regarding event management to share with the competition organising committee and the IWBF, and minutes from any classifier meetings.

H6.1.3 The post-Competition report may also include a [classifier training and certification report](#).

H6.2 Training

H6.2.1 If a Classifier Instructor attends a Competition to conduct and supervise training, this person will prepare and provide a [Classifier Certification and training competition report](#) (appendix 10) within 10 days following the conclusion of the competition and submit the report to the IWBF Head of Classification/Chairperson of IWBF Classification Commission.

H6.2.2 If there is no Classifier Instructor present, the report on classifier training and certification should be part of the Chief Classifier's post competition report and submitted within two weeks of the end of the Competition.

H6.2.3 The classifier training and certification report should consist of:

- an inclusive list of all classifiers evaluated and certified
- a list of the types of training that occurred

H6.2.4.4 Send classifier certification forms to IWBF Head of Classification/Chairperson of IWBF Classification Commission and Operations Administrator at the conclusion of the competition and/or training within 2 weeks.

H6.2.5 Provide copies of the certification forms to each classifier for their personal records before the conclusion of the competition, or if not logistically possible at the competition, electronically in pdf format within two weeks after the conclusion of the competition.

H6.3 Update Database and Master List

H6.3.1 The Chief Classifier must communicate with the Operations Administrator and/or the IWBF Head of Classification/Chairperson of IWBF Classification Commission to ensure that the classification forms are delivered to the Operations Administrator so that the database and master list may be updated in a timely manner.

H6.3.2 The IWBF Head of Classification/Chairperson of IWBF Classification Commission, Chief Classifier and/or Operations Administrator will ensure copies of the classification forms are provided to the Player and their designee once the access to classification information form is completed, and within two weeks.

H8.3.3 If logistics and workload do not allow the classification form to be completed and given to the Player and designee at the competition, the Chief Classifier will send a copy of the Player's Classification form within two weeks.

H7 A [Competition Administration checklist](#) is available in appendix 11.

Section I: Conducting Player Evaluation – Stage 1

I. Conducting Player Evaluation – Stage 1

I1 Stage 1 of the Player Evaluation is the assessment of a Player's Eligible Impairment.

I2 General Principles for Stage 1 Evaluation

I2.1 Evaluation will take place at least 3 months before a Competition commences. Exceptions can be made to this timeline at the discretion of IWBF.

I2.2 Medical Diagnostic Information must be supplied in English unless otherwise stipulated by IWBF.

I2.3 IWBF must determine if a Player has an Eligible Impairment in accordance with the IWBF Player Classification Rules.

I2.4 In order to be satisfied that a Player has an Eligible Impairment, IWBF may require any Player to demonstrate that they have an Underlying Health Condition. Appendix 1 lists examples of Health Conditions that are not Underlying Health Conditions.

I2.5 If in the course of determining if a Player has an Eligible Impairment IWBF believes that the impact of that Health Condition may be that it is unsafe for that Player to compete or there is a risk to the health of the Player (or other Players) if that Player competes, it may designate the Player as Classification Not Completed (CNC) in accordance with Article 10 of the IWBF Player Classification Rules. In such instances IWBF will explain the basis of its decision to the relevant NOWB.

I2.6 A Player must (if requested to do so) supply IWBF with Diagnostic Information that must be provided as follows:

- The relevant NOWB must submit a Medical Diagnostics Form to IWBF when submitting the Submission Form of New Players.
- The Medical Diagnostics Form must be completed in English and dated and signed by a certified health care professional.
- The Medical Diagnostics Form must be submitted with supportive Diagnostic Information if required by IWBF.

I2.7 IWBF may require a Player to re-submit the Medical Diagnostics Form (with necessary supportive Diagnostic Information) if the IWBF at its sole discretion considers the Medical Diagnostics Form and/or the Diagnostic Information to be incomplete or inconsistent.

I2.8 Wherever possible all references to the individual Player and the source(s) of the Diagnostic Information should be withheld from the Eligibility Assessment Panel.



Each member of the Eligibility Assessment Panel will review the Diagnostic Information and decide whether such information establishes the existence of an Eligible Impairment.

I2.9 If the Eligibility Assessment Panel concludes that the Player has an Eligible Impairment the Player will be permitted to complete Player Evaluation with a Classification Panel.

I2.10 If there is not an Eligible Impairment as decided upon by the IWBF, the Player is Not Eligible (NE) and sport class status is Confirmed. This sport class NE decision is managed according to the IWBF Player Classification Rules.

I2.11 If the Eligibility Assessment Panel is not satisfied that the Player has an Eligible Impairment the Chairperson of IWBF Classification Commission will provide a decision to this effect in writing to the relevant NOWB. The NOWB will be given an opportunity to comment on the decision and may provide further Diagnostic Information to the Eligibility Assessment Panel for consideration (In line with regulations.....). If the decision is subsequently revised, the Chairperson of IWBF Classification Commission will inform the NOWB.

I2.12 The submission and potential resubmission of medical diagnostics is managed according to the IWBF Player Classification Rules.

I2.13 If the decision is not changed, the Chairperson of IWBF Classification Commission will issue a final decision letter to the NOWB.

I2.14 The Eligibility Assessment Panel may make its decision by majority. If the Chairperson of IWBF Classification Commission is part of the Eligibility Assessment Panel, they may veto any decision if they do not agree that the Diagnostic Information supports the conclusion that the Player has an Eligible Impairment.

I2.15 IWBF may delegate one or more of the functions described above to a Classification Panel.

Section J: Conducting Player Evaluation – Stage 2



J. Conducting Player Evaluation – Stage 2

J1 Stage 2 of the Player Evaluation is the assessment of a Player's compliance with MIC for wheelchair basketball and the extent to which a Player is able to execute the specific tasks and activities fundamental to wheelchair basketball.

J2 General Principles for Stage 2 Evaluation

J2.1 Evaluation sessions will usually take place 1-3 days before competition commences and last approximately one hour.

J2.1.1 Section 2a: MIC involving a physical assessment and review of medical documentation.

J2.1.2 Section 2b: Sports Evaluation in a controlled, non-competitive environment which allows for repeated observation of key tasks.

J2.2 The Classification Panel will conduct Evaluation Sessions in English unless otherwise stipulated by IWBF.

J2.3 Player's must present an acceptable identification document; passport, ID card, IWBF licence card, event accreditation which is to be verified by the Classification Panel.

J2.4 A member of the national member organisation must accompany a Player who is a minor.

J2.5 If the Player requires an interpreter, a member of the Player's national member organisation will be responsible for arranging an interpreter to accompany the Player.

J2.6 The interpreter must be present for the physical and technical assessment.

J2.7 Players are required to attend at the appointed time.

J3 Player Evaluation Process Briefing

J3.1 Prior to beginning Stage 2 of the Player Evaluation session with the Classification Panel, the Chief Classifier or a Classification Panel member will brief the Player and accompanying support personnel about the procedures involved in the classification process including their responsibilities in the process:

J3.2 The Player must comply with all reasonable instructions given by the Chief Classifier and Classification Panel.

J3.3 The Chief Classifier or designee will inform the Player and accompanying members that they are not permitted to make video or use personal electronic

devices during the Player Evaluation session, which includes the physical and technical assessments.

J3.4 The Chief Classifier may include the Player Classification Rules in the pre-competition classification information to the local organisers that is sent out to teams. There may also be signage posted in the classification reception area informing of the Player Classification Rules. Consequences of not following the Player Classification Rules may be investigated according to IWBF Player Classification Rules Article 32 Intentional Misrepresentation.

J3.5 Only IWBF Classification Panels are allowed to film or record for classification purposes during physical, technical and/or observation assessment or for creating educational materials upon request of the International Wheelchair Basketball Federation.

J3.6 If the footage is to be used for educational purposes, Players must agree with their signature on the [Player Evaluation Agreement Form](#) (appendix 12).

J3.7 International Wheelchair Basketball Federation Classifiers must not retain video of classification on any personal devices. All materials obtained for the purpose of decision-making should be transferred to the IWBF for management according to [IWBF Data Privacy policy](#); otherwise, all materials must be destroyed.

J3.8 Players will be advised about issues with pain and undertaking the evaluation session. Players must report to the Chief Classifier or classification panel any issues with pain affecting their ability to participate in a full assessment.

J3.9 Players will be advised they may need to remove their uniform shirt to measure impairments and assess movements during Player Evaluation.

J3.10 If necessary, for modesty, Players should wear appropriate underclothing to permit removal of their uniform shirt.

J3.11 The Player may also be asked to transfer to other surfaces for testing, such as a treatment table, floor mat or chair.

J3.12 The Player's NOWB is responsible for ensuring that Players comply with their duties in relation to the provisions in Article X.

J3.13 In respect of Players:

- Players have the right to be accompanied by a member of their NOWB when attending an Evaluation Session. The Player must be accompanied if the Player is a minor or has an Intellectual Impairment.
- The person chosen by the Player to accompany the Player at an Evaluation Session should be familiar with the Player's impairment and sport history.
- The Classification Panel will conduct Evaluation Sessions in English unless otherwise stipulated by IWBF. If the Player requires an interpreter, a member

of the Player's NOWB will be responsible for arranging for an interpreter. The interpreter is permitted to attend the Evaluation Session in addition to a member of their NOWB

- The Player and accompanying person must acknowledge the terms of the [Player Evaluation Agreement Form](#) as specified by IWBF.
- The Player must verify their identity to the satisfaction of the Classification Panel, by providing a document such as passport, ID card, IWBF license card or event accreditation.
- The Player must attend the Evaluation Session with any sports attire or equipment relevant to their participation in wheelchair basketball including their sports wheelchair.
- In relation to the use of Adaptive Equipment, MIC must not consider the extent to which the use of Adaptive Equipment might affect how the Player is able to execute the specific tasks and activities fundamental to wheelchair basketball.
- The Player must disclose the use of any medication and/or medical device/implant to the Classification Panel.
- The Player must comply with all reasonable instructions given by a Classification Panel.

J3.14 In respect of the Classification Panel:

- The Classification Panel may request that a Player provide medical documentation relevant to the Player's eligible impairment if the Classification Panel believes that this will be necessary in order for it to allocate a Sport Class. If the panel are unable to complete assessment the Player to be allocated CNC.
- The Classification Panel will conduct Evaluation Sessions in English unless otherwise stipulated by IWBF. If the Player requires an interpreter, a member of the Player's NOWB will be responsible for arranging for an interpreter. The interpreter is permitted to attend the Evaluation Session in addition to a member of their NOWB
- The Classification Panel may at any stage seek medical, technical or scientific opinion(s) with regards to evidence supplied by the relevant [layer, NOWB and IWBF, with the agreement of the Chairperson of the IWBF Classification Commission and/or a Head Classifier if the Classification Panel feels that such opinion(s) is necessary in order to allocate a Sport Class.

J3.15 Outcomes of assessment of stage 2, section a is recorded on the relevant International Classification form (appendices 15-21) by the Classification Panel and returned to the Chief Classifier to record the decision.



J4 Stage 2, Section a: Assessment of Minimum Impairment Criteria involving a physical assessment and review of medical documentation.

J4.1 Minimum Impairment Criteria

J4.1.1 Impaired muscle power

J4.1.1.1 Impaired muscle power is to be assessed using manual muscle testing and the Daniels and Worthingham scale [Hislop & Montgomery (2002)]. The D&W scale has 6 levels (*specific notes for ankle strength are shown in italics*):

- Grade 5: normal muscle power through available range of motion (*can perform 20 or more single-leg heel raises to 25° of plantarflexion*).
- Grade 4: active movement through available range of motion, against gravity plus some resistance (*can perform 10-19 single-leg heel raises to 25°*).
- Grade 3: active movement through available range of motion, against gravity but no resistance (*can perform 1-9 single-leg heel raises to 25°*).
- **Grade 2: active movement with gravity eliminated (some movement against gravity may be possible, but not full range) (*cannot complete 1 single-leg heel raise to 25°*).**
- **Grade 1: trace muscle activity but no movement of the limb.**
- **Grade 0: no muscle activity.**

J4.1.1.2 An athlete meets MIC if they comply with 1 of the following criteria:

- A maximum of Grade 2 in at least one of the following muscle groups in either leg:
 - Hip flexors.
 - Hip extensors.
 - Hip abductors.
 - Hip adductors.
 - Knee flexors.
 - Knee extensors.
 - Ankle plantarflexors.
 - Ankle dorsiflexors.
- A maximum of Grade 3 in at least two of the following muscle groups in a single leg:
 - Hip flexors.
 - Hip extensors.
 - Knee flexors.
 - Knee extensors.
 - Ankle plantarflexors.

- A maximum of Grade 3 in at least two of the following muscle groups across right and left legs (i.e. one in each leg):
 - Hip flexors.
 - Hip extensors.
 - Knee flexors.
 - Knee extensors.
 - Ankle plantarflexors.

J4.1.2 Limb deficiency

J4.1.2.1 An athlete meets MIC if they comply with 1 of the following criteria:

- Complete unilateral amputation of the first metatarsal and phalanx.
- Complete bilateral amputation of either:
 - Both first phalanges.
 - First phalanx on one foot and three phalanges (from phalanx 2-5) on the other foot.
 - Three phalanges (from phalanx 2-5) on both feet.
- Equivalent congenital limb deficiency or dysmelia.

J4.1.3 Impaired passive range of motion

J4.1.3.1 An athlete meets MIC if they comply with 1 of the following in 1 leg:

- Maximum passive range of motion less than the Primary criteria in one or more joint movements:
 - Hip flexion: $\leq 75^\circ$.
 - Hip extension: $\geq -10^\circ$ (hip remains in no less than 10° flexion).
 - Hip abduction: $\geq 20^\circ$.
 - Hip adduction: $\geq -10^\circ$ (hip remains in no less than 10° abduction).
 - Hip internal rotation: $\leq 5^\circ$.
 - Hip external rotation: $\leq 0^\circ$.
 - Knee flexion: $\leq 65^\circ$.
 - Knee extension: $\geq -20^\circ$ (knee remains in no less than 25° flexion).
 - Ankle plantarflexion: $\leq 10^\circ$ Ankle dorsiflexion: $\leq 15^\circ$.
- Maximum passive range of motion less than the Secondary criteria in two or more joint movements:
 - Hip flexion: $> 75^\circ$ and $\leq 85^\circ$.
 - Hip extension: $< -15^\circ$ and $\geq 5^\circ$ (hip remains in no less than 5° flexion)
 - Hip abduction: $> 20^\circ$ and $\leq 30^\circ$.
 - Hip adduction: $< -10^\circ$ and $\geq 0^\circ$ (hip cannot achieve adduction).

- Hip internal rotation: $> 5^{\circ}$ and $\leq 15^{\circ}$.
- Hip external rotation: $> 0^{\circ}$ and $\leq 10^{\circ}$.
- Knee flexion: $> 65^{\circ}$ and $\leq 75^{\circ}$.
- Knee extension: $< -25^{\circ}$ and $\geq -15^{\circ}$ (knee remains in no less than 15° flexion).
- Ankle plantarflexion: $> 10^{\circ}$ and $\leq 20^{\circ}$.
- Ankle dorsiflexion: $> 15^{\circ}$ and $\leq 25^{\circ}$.

J4.1.4 Leg length difference

J4.1.4.1 A Player meets MIC if they comply with the following criteria:

- Difference in length between right and left legs of 6 cm or greater, as measured from the anterior superior iliac spine to the medial malleolus, with the athlete lying supine.

J4.1.5 Hypertonia

J4.1.5.1 Hypertonia is defined as increased muscle tone, which is caused by central nervous system impairment. It results in increased resistance to passive lengthening of the muscle. To be eligible, an athlete must have spastic or rigid hypertonia, or dystonia.

J4.1.5.2 Hypertonia it to be assessed using the Ashworth Scale. [Ashworth B. (1964), Practitioner, 192: 540-542]. The Ashworth scale uses a Grading system:

- Grade 0: No increase in tone.
- Grade 1: Slight increase in tone giving a "catch" when the limb is flexed or extended.
- Grade 2: More marked increase in tone but limb can still be easily flexed or extended.
- Grade 3: Considerable increase in tone with passive movement difficult.
- Grade 4: Limb rigid in flexion or extension.

J4.1.5.3 An athlete meets MIC if they comply with the following criteria:

- Minimum Grade 1 on the Ashworth Scale at the ankle, knee or hip.

J4.1.6 Ataxia

J4.1.6.1 Ataxia is an unsteadiness, incoordination or clumsiness of volitional movement, resulting from motor or sensory nervous system dysfunction.

J4.1.6.2 Ataxia is to be assessed using the Scale for the Assessment and Rating of Ataxia (SARA).

J4.1.6.3 An athlete meets MIC if they comply with the following criteria:

- A minimum score of 2 on the SARA for i) Gait, ii) Stance and iii) Heel-shin slide.

J4.1.7 Athetosis

J4.1.7.1 Athetosis is unwanted movement and posturing resulting from damage to the motor control centres of the brain. Athetoid movements may include the following:

1. Involuntary movement of the fingers or upper extremities despite the person trying to remain still.
2. Involuntary movement of the toes of lower extremities despite the person trying to remain still.
3. Inability to hold the body still- swaying of the body. Swaying should not be due to other neurological deficits and should not be made worse by closing of the eyes.

J4.1.7.2 Athetosis is to be assessed using the Dyskinesia Impairment Scale (Monbaliu E. et al. (2012), Development Medicine and Child Neurology, 54: 278-283).

J4.1.7.3 A Player meets MIC if they comply with the following criteria:

- A minimum Grade 1 Duration and Amplitude on the DIS for i) Standing and ii) Heel-toe raising.

J4.2 Assessment of Minimum Impairment Criteria

J4.2.1 The physical assessment must include impairment tests and one or more of the following tests:

J4.2.1.1 Impairment tests

J4.2.1.1.1 The physical assessment must include impairment tests. These include, but not limited to, manual muscle test scores for individual movements (e.g. knee

extension), assessment of hypertonia/ataxia/athetosis, anthropometric measures and passive range of motion.

J4.2.2 Impaired muscle power

J4.2.2.1 Impaired muscle power is to be assessed using manual muscle testing and the Daniels and Worthingham scale [Hislop & Montgomery (2002)]. The D&W scale has 6 levels (*specific notes for ankle strength are shown in italics*):

- Grade 5: normal muscle power through available range of motion (*can perform 20 or more single-leg heel raises to 25° of plantarflexion*).
- Grade 4: active movement through available range of motion, against gravity plus some resistance (*can perform 10-19 single-leg heel raises to 25°*).
- Grade 3: active movement through available range of motion, against gravity but no resistance (*can perform 1-9 single-leg heel raises to 25°*).
- **Grade 2: active movement with gravity eliminated (some movement against gravity may be possible, but not full range) (*cannot complete 1 single-leg heel raise to 25°*).**
- **Grade 1: trace muscle activity but no movement of the limb.**
- **Grade 0: no muscle activity.**

J4.2.2.2 The minimum impairment criteria is met if Players comply with 1 of the following criteria:

- A maximum of Grade 2 in at least one of the following muscle groups in either leg:

Hip flexors

The figure shows the assessment of hip flexors with gravity eliminated. To meet this criterion the Player must not be able to actively flex the hip against gravity.



Hip extensors

The figure shows the assessment of hip extensors with gravity eliminated. To meet this criterion the Player must not be able to actively extend the hip against gravity.

**Hip abductors**

The figure shows the assessment of hip abductors with gravity eliminated. To meet this criterion the Player must not be able to actively abduct the hip against gravity.

**Hip adductors**

The figure shows the assessment of hip adductors with gravity eliminated. To meet this criterion the Player must not be able to actively adduct the hip against gravity.



Knee flexors

The figure shows the assessment of knee extensors with gravity eliminated. To meet this criterion the Player must not be able to actively extend the knee against gravity.

**Knee extensors**

The figure shows the assessment of knee extensors with gravity eliminated. To meet this criterion the Player must not be able to actively extend the knee against gravity.



Ankle plantarflexors

The figure shows the assessment of ankle plantarflexors with gravity eliminated. To meet this criterion the Player must not be able to actively plantarflex the ankle against gravity.

The figure shows the assessment of ankle plantarflexors with gravity eliminated. To meet this criterion the Player must not be able to actively plantarflex the ankle against gravity.

The towel is to align the hip and lower limb.

It will be 0 pt. if they are not able to do the movement.



Ankle dorsiflexors

The figure shows the assessment of ankle dorsiflexors with gravity eliminated. To meet this criterion the Player must not be able to actively dorsiflex the ankle against gravity.

There is a small towel under the knee to keep the knee in slight flexion (20-30 degrees).

0 pt. is supine with roll placed under the knee to maintain 20 to 30 degrees knee flexion & place gastroc on slack



Ankle invertors

The figure shows the assessment of ankle invertors with gravity eliminated. To meet this criterion the Player must not be able to actively invert the ankle against gravity.



Ankle evertors.

The figure shows the assessment of ankle evertors with gravity eliminated. To meet this criterion the Player must not be able to actively evert the ankle against gravity.



Or, a maximum of Grade 3 in at least two of the following muscle groups in a single leg:

- Hip flexors
- Hip extensors
- Knee flexors
- Knee extensors
- Ankle plantarflexors

Hip flexors

The figure shows the assessment of hip flexors against gravity. To meet this criterion the Player must not be able to actively flex the hip against gravity with some resistance applied.

**Hip extensors**

The figures show two assessments of hip extensors against gravity. To meet this criterion the Player must not be able to actively extend the hip against gravity with some resistance applied.



Knee flexors

The figure shows the assessment of knee flexors against gravity. To meet this criterion the Player must not be able to actively flex the knee against gravity with some resistance applied.

**Knee extensors**

The figure shows the assessment of knee extensors against gravity. To meet this criterion the Player must not be able to actively extend the knee against gravity with some resistance applied.



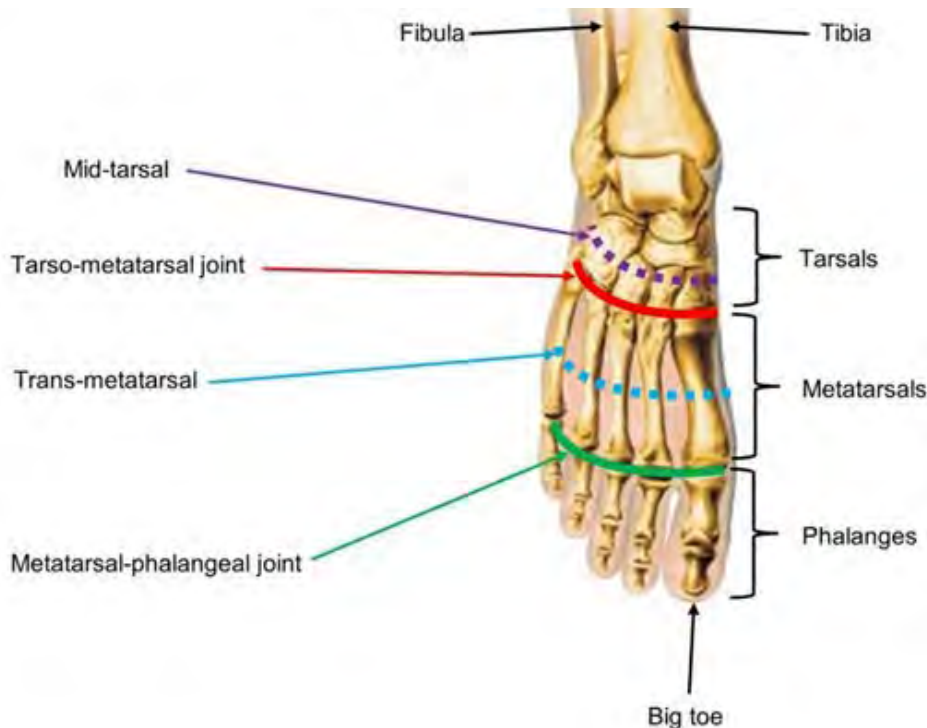
Ankle plantarflexors

The figure shows the assessment of ankle plantarflexors against gravity. To meet this criterion the Player must not be able to actively plantarflex the ankle against gravity with some resistance applied.



- Or, a maximum of Grade 3 in at least two of the following muscle groups across right and left legs (i.e. one in each leg):
 - o Hip flexors
 - o Hip extensors
 - o Knee flexors
 - o Knee extensors
 - o Ankle plantarflexors

J4.2.3 Limb deficiency – lower limb



J4.2.3.1 Unilateral:

- Complete amputation of the first metatarsal and phalanx.

J4.2.3.2 Bilateral:

- Complete amputation of either:
 - Both first phalanges.
 - First phalanx on one foot and three phalanges (from phalanx 2-5) on the other foot.
 - Three phalanges (from phalanx 2-5) on both feet.
- Equivalent congenital limb deficiency or dysmelia.

J4.2.4 Impaired Passive Range of Motion (PROM)

J4.2.4.1 Unless otherwise indicated, PROM should be assessed using the protocols described by Clarkson. In brief, measurement of PROM requires the athlete to relax completely while the classifier moves the joint of interest through the available range. The athlete should be relaxed and not attempting voluntary movement during these tests.

J4.2.4.2 Impaired PROM - Lower limb

The Minimum Disability Criteria for impaired PROM in the lower limbs is met if one lower limb meets:

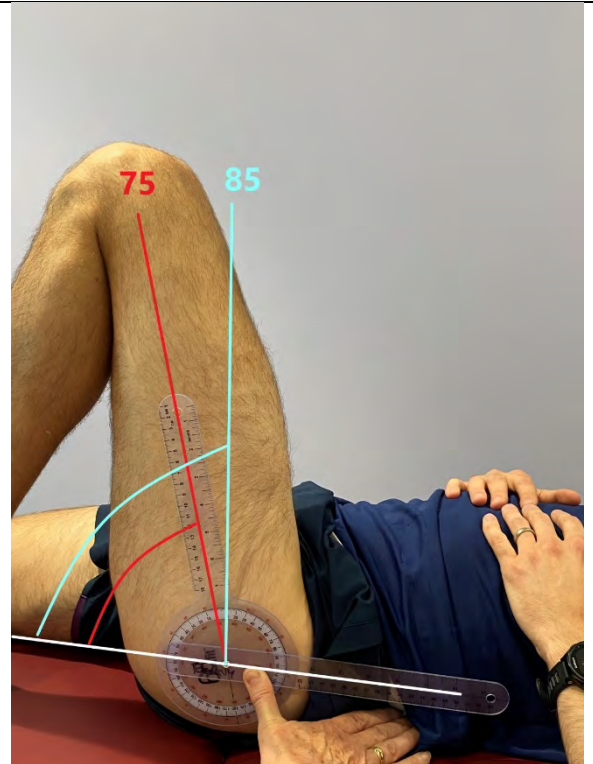
- Maximum passive range of motion less than the Primary criteria in one or more joint movements below: Or
- Maximum passive range of motion less than the Secondary criteria in two or more joint movements in below:

J4.2.4.3 Primary Criteria for impaired PROM - Lower limb

Athletes are eligible if they meet ONE OR MORE of the following criteria:

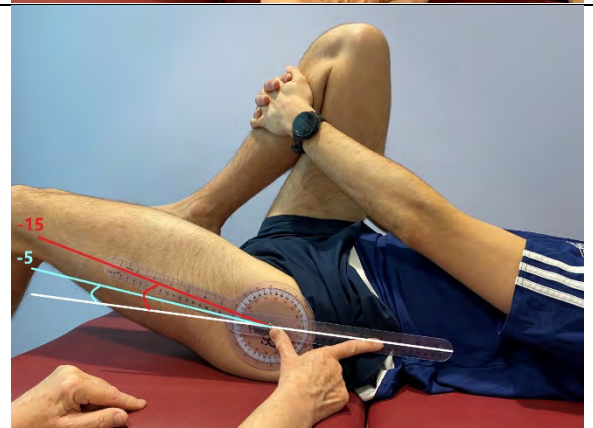
Primary criteria #1

Hip flexion: $\leq 75^\circ$. As shown by the red line in the figure.



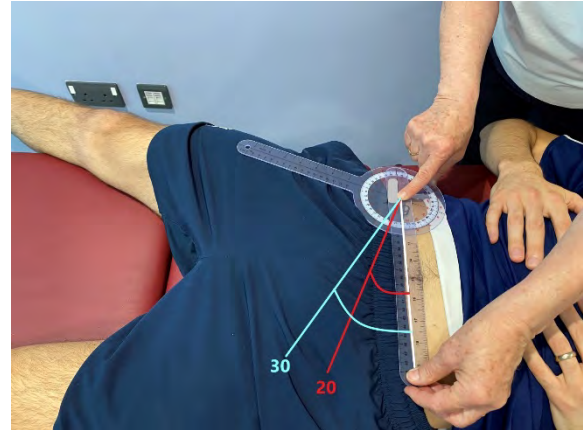
Primary criteria #2

Hip extension: $\geq -15^\circ$ (hip remains in no less than 15° flexion). As shown by the red line in the figure.



Primary criteria #3

Hip abduction: $\leq 20^\circ$. As shown by the red line in the figure.



Primary criteria #4

Hip adduction: $\geq -10^\circ$ (hip remains in no less than 10° abduction). As shown by the red line in the figure.

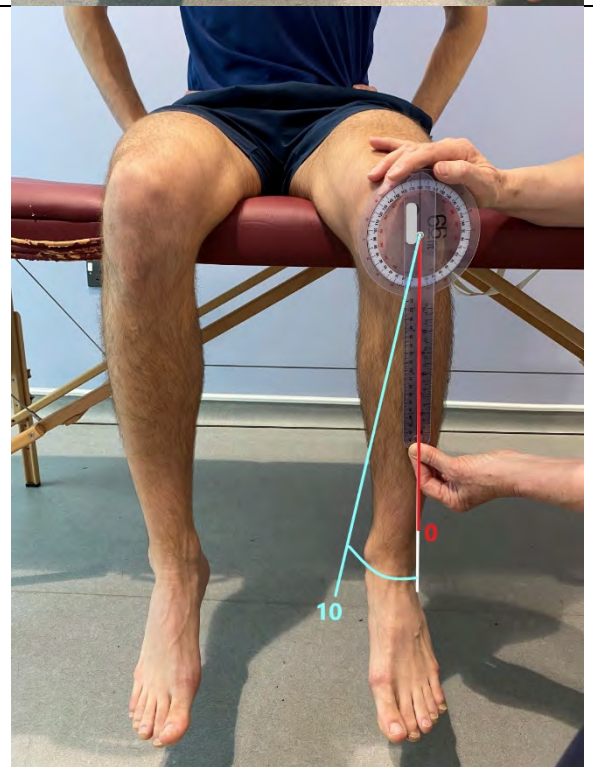


Primary criteria #5

Hip internal rotation: $\leq 5^\circ$. As shown by the red line in the figure.

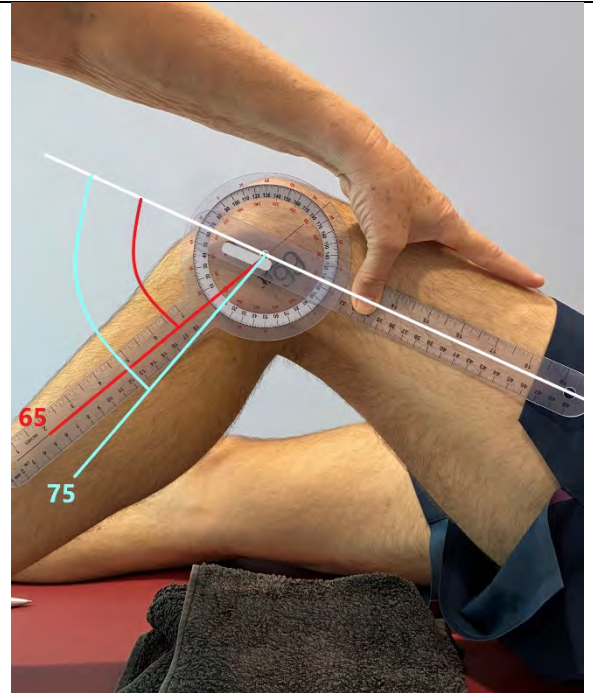
**Primary criteria #6**

Hip external rotation: $\leq 0^\circ$. As shown by the red line in the figure.

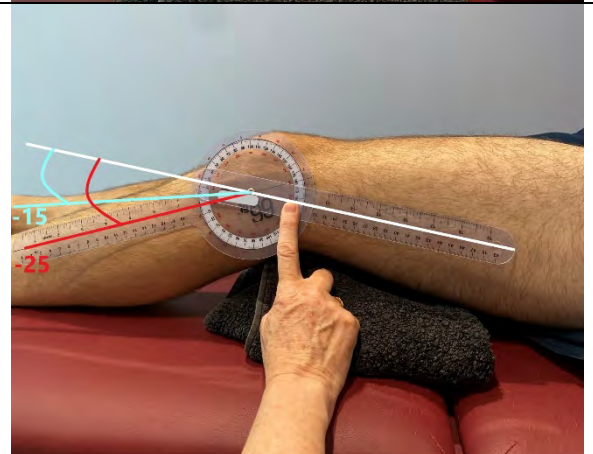


Primary criteria #7

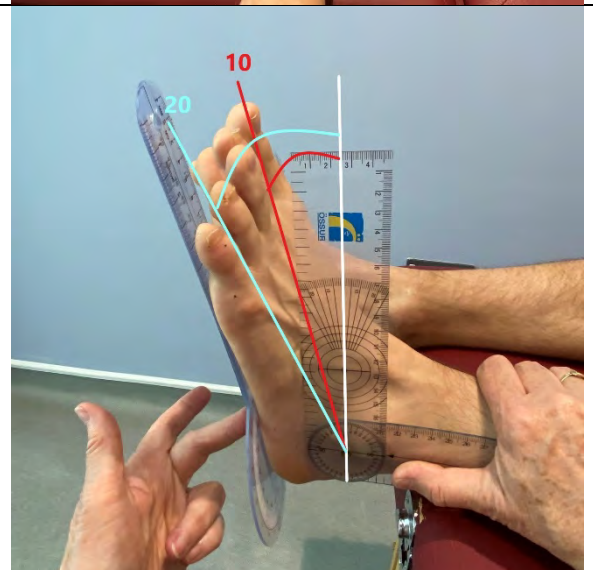
Knee flexion: $\leq 65^{\circ}$. As shown by the red line in the figure.

**Primary criteria #8**

Knee extension: $\geq -25^{\circ}$ (knee remains in no less than 25° flexion). As shown by the red line in the figure.

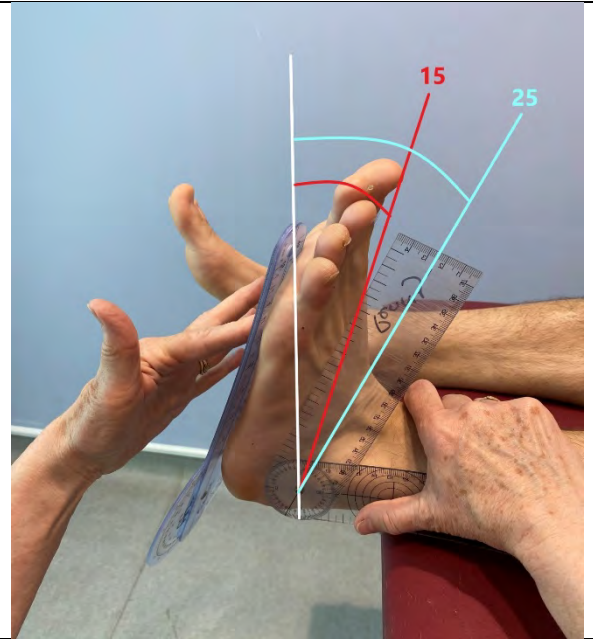
**Primary criteria #9**

Ankle plantarflexion: $\leq 10^{\circ}$. As shown by the red line in the figure.



Primary criteria #10

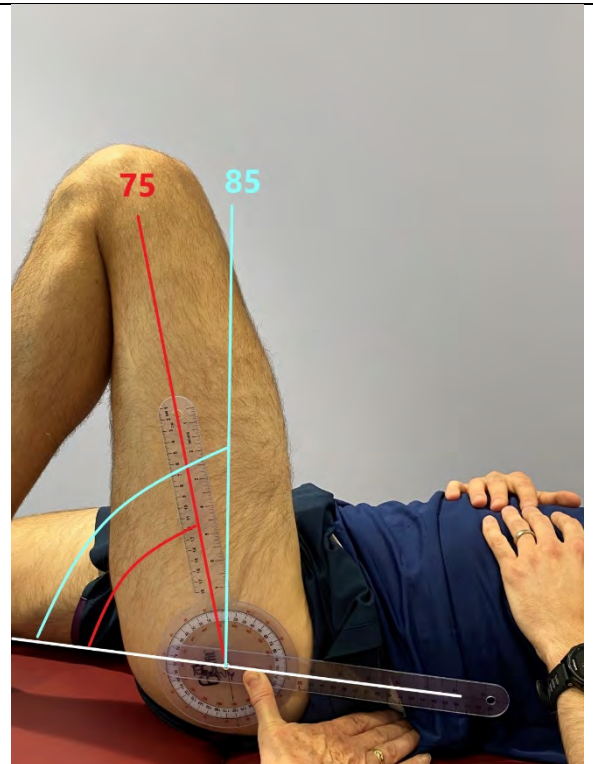
Ankle dorsiflexion: $\leq 15^\circ$. As shown by the red line in the figure.

**J4.2.4.4 Secondary Criteria for PROM – lower limb**

Players are eligible if they meet two or more of the following secondary criteria in a single leg detailed below.

Secondary criteria #1

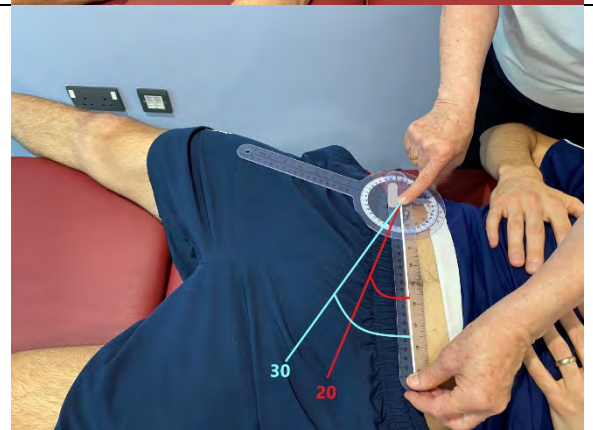
Hip flexion: $> 75^{\circ}$ and $\leq 85^{\circ}$. As shown by the blue line in the figure.


Secondary criteria #2

Hip extension: $< -15^{\circ}$ and $\geq -5^{\circ}$ (hip remains in no less than 5° flexion). As shown by the blue line in the figure.


Secondary criteria #3

Hip abduction: $> 20^{\circ}$ and $\leq 30^{\circ}$. As shown by the blue line in the figure.

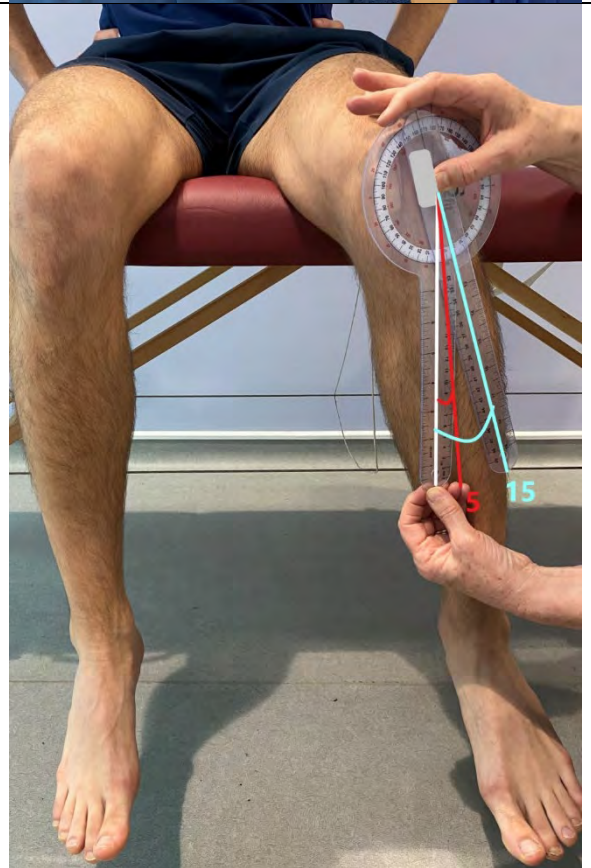


Secondary criteria #4

Hip adduction: $< -10^{\circ}$ and $\geq 0^{\circ}$
(hip cannot achieve adduction). As
shown by the blue line in the figure.

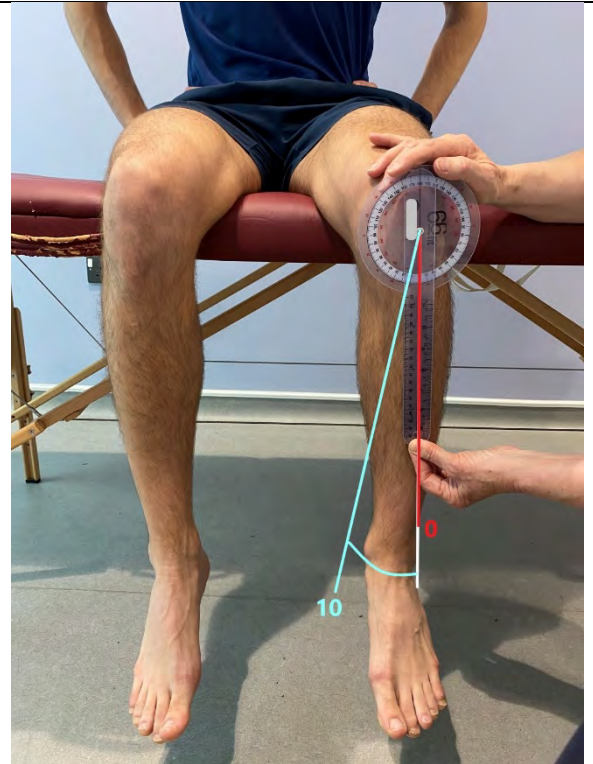
**Secondary criteria #5**

Hip internal rotation: $> 5^{\circ}$ and $\leq 15^{\circ}$. As
shown by the blue line in the figure.



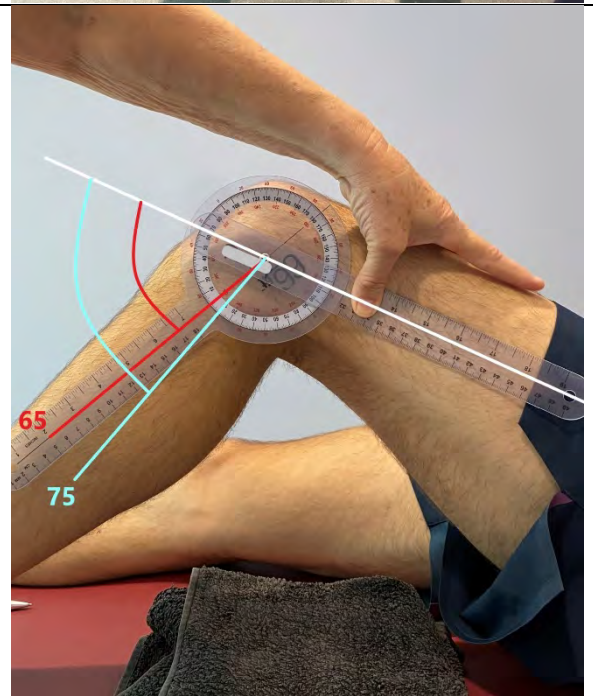
Secondary criteria #6

Hip external rotation: $> 0^{\circ}$ and $\leq 10^{\circ}$. As shown by the blue line in the figure.

**Secondary criteria #7**

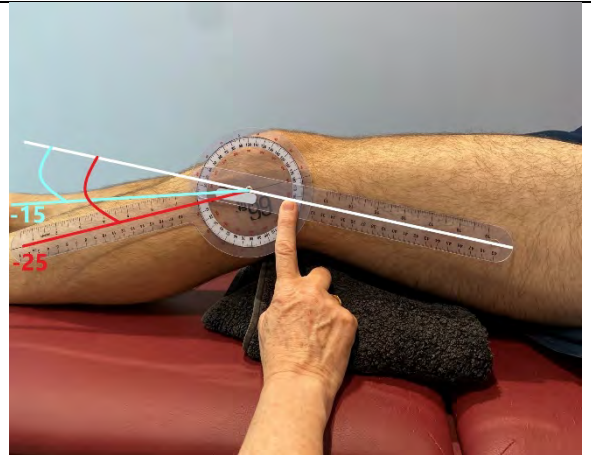
Knee flexion: $> 65^{\circ}$ and $\leq 75^{\circ}$. As shown by the blue line in the figure.

o

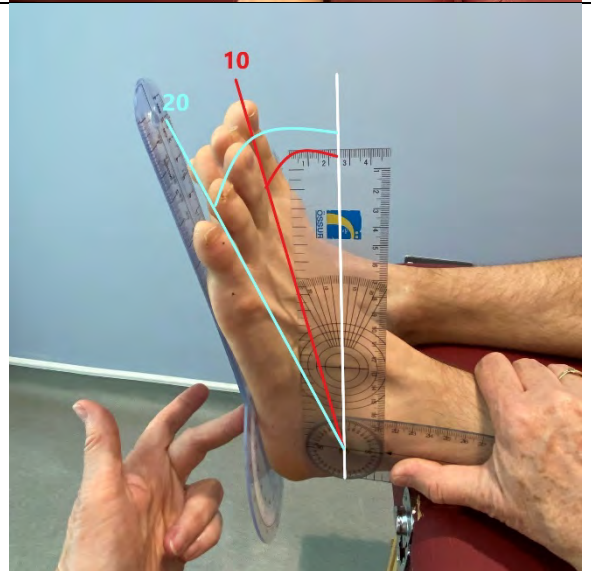


Secondary criteria #8

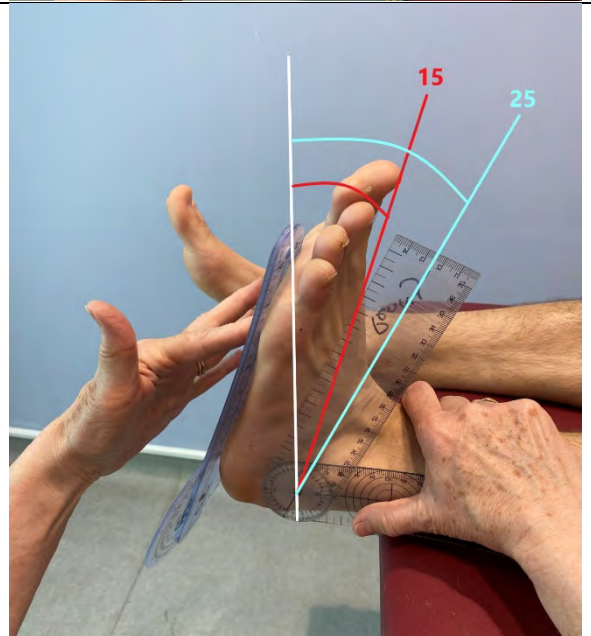
Knee extension: $< -25^{\circ}$ and $\geq -15^{\circ}$ (knee remains in no less than 15° flexion). As shown by the blue line in the figure.

**Secondary criteria #9**

Ankle plantarflexion: $> 10^{\circ}$ and $\leq 20^{\circ}$. As shown by the blue line in the figure.

**Secondary criteria #10**

Ankle dorsiflexion: $> 15^{\circ}$ and $\leq 25^{\circ}$. As shown by the blue line in the figure.



J4.2.5 Leg length difference

J4.2.5.1 To measure leg length difference the athlete must lay spine with legs relaxed and fully extended, as illustrated in the photo below



J4.2.5.2 Measure from the inferior aspect of the anterior superior iliac spine to the inferior aspect of the tip of the medial malleolus on each leg and then compare

J4.2.5.3 If the difference in length between right and left legs of 6 cm or greater the Player meets the MIC requirements.

J4.2.6 Hypertonia

J4.2.6.1 In wheelchair basketball, spasticity grades refer to the Ashworth scale:

- Grade 0: No increase in tone
- Grade 1: Slight increase in tone giving a “catch” when the limb is flexed or extended
- **Grade 2: More marked increase in tone, but limb is easily flexed or extended**
- **Grade 3: Considerable increase in tone with passive movement difficult**
- **Grade 4: Limb rigid in flexion or extension**

J4.2.6.2 The assessment is performed by extending the Players limb first from a position of maximal possible flexion to maximal possible extension (the point at which the first soft resistance is met).

J4.2.6.3 Afterwards, the modified Ashworth scale is assessed while moving from extension to flexion

J4.2.7 Ataxia

J4.2.7.1 Ataxia refers to an unsteadiness, incoordination or clumsiness of volitional movement. Eligible ataxias must result from either motor or sensory nervous system dysfunction. Motor ataxias most frequently result from malformation or damage to the cerebellum and are often associated with hypotonia. Motor ataxias are poorly compensated for by visual input. Sensory ataxias most frequently result from lower motor neuron damage or spinal cord disease, affecting vestibular function or proprioceptive function. Visual input can help compensate for sensory ataxia and so sensory ataxias are often more evident when eyes are closed.

J4.2.7.2 Ataxia is to be assessed using the Scale for the Assessment and Rating of Ataxia (SARA).

J4.2.7.3 An athlete meets MIC if they comply with the following criteria:

- A minimum score of 2 on the SARA for i) Gait, ii) Stance and iii) Heel-shin slide.

J4.2.7.4 The SARA is a tool for assessing ataxia. It has eight, of which three categories apply to wheelchair basketball. When completing the outcome measure each category is assessed and scored accordingly. Scores for the three items range as follows:

- **Gait (0-8 points),**
- **Stance (0-6 points),**
- **Heel-shin slide (0-4 points)** - assessments are performed bilaterally, and the mean values are used to obtain the total score

J4.2.7.5 Gait assessment

Player is asked firstly to walk at a safe distance parallel to a wall including a half-turn (turn around to face the opposite direction of gait) and secondly, to walk in tandem (heels to toes) without support. 0 Normal, no difficulties in walking, turning and walking tandem (up to one misstep allowed)

- 1 Slight difficulties, only visible when walking 10 consecutive steps in tandem
- **2 Clearly abnormal, tandem walking >10 steps not possible**
- **3 Considerable staggering, difficulties in half-turn, but without support**
- **4 Marked staggering, intermittent support of the wall required**
- **5 Severe staggering, permanent support of one stick or light support by one arm required**



- **6 Walking > 10 m only with strong support (two special sticks or stroller or accompanying person)**
- **7 Walking < 10 m only with strong support (two special sticks or stroller or accompanying person)**
- **8 Unable to walk, even supported**

J4.2.7.6 Stance assessment

Player is asked to stand firstly in natural position, secondly with feet together in parallel (big toes touching each other) and thirdly in tandem (both feet on one line, no space between heel and toe). The Player does not wear shoes, eyes are open. For each condition, three trials are allowed. Best trial is rated.

- 0 Normal, able to stand in tandem for > 10 s
- 1 Able to stand with feet together without sway, but not in tandem for > 10s
- **2 Able to stand with feet together for > 10 s, but only with sway**
- **3 Able to stand for > 10 s without support in natural position, but not with feet together**
- **4 Able to stand for >10 s in natural position only with intermittent support**
- **5 Able to stand >10 s in natural position only with constant support of one arm**
- **6 Unable to stand for >10 s even with constant support of one arm**

J4.2.7.7 Heel and shin assessment

Rated separately for each side Player lies on examination bed, without sight of their legs, is asked to lift one leg, point with the heel to the opposite knee, slide down along the shin to the ankle, and lay the leg back on the examination bed.

The task is performed 3 times. Slide-down movements should be performed within 1 s. If Player slides down without contact to shin in all three trials, rate 4.

- 0 Normal
- 1 Slightly abnormal, contact to shin maintained
- **2 Clearly abnormal, goes off shin up to 3 times during 3 cycles**
- **3 Severely abnormal, goes off shin 4 or more times during 3 cycles**
- **4 Unable to perform the task**

The assessment should be conducted on both sides of the body with the scored for

Left and right added together and divided by 2. The mean score will be used for the assessment outcome

J4.2.8 Athetosis

J4.2.8.1 Athetosis is to be assessed using the Dyskinesia Impairment Scale, the Player will be assessed by observation of Standing and Heel/toe raising.

J4.2.8.2 The DIS assesses the duration and amplitude of the athetoid movements. They are categorised as follows:

GRADE	DURATION factor	AMPLITUDE factor
0	Athetosis is absent	Athetosis is absent
1	Athetosis is occasionally present (<10%)	Athetosis present in small range of motion (<10%)
2	Athetosis is frequently present (10-49%)	Athetosis present in moderate range of motion (10-49%)
3	Athetosis is mostly present (50-89%)	Athetosis present in submaximal range of motion (50-89%)
4	Athetosis is always present (>90%)	Athetosis present in maximal range of motion (>90%)

J4.2.8.3 An athlete meets MIC if they comply with the following criteria:

- A minimum Grade 2 Duration and Amplitude on the DIS for i) Standing and ii) Heel-toe raising.

J5 Stage 2, Section b: Assessment of the extent to which a Player is able to execute the specific tasks and activities fundamental to wheelchair basketball

J5.1 Assessment of stage 2, section b is recorded on the Training and In Competition form (appendix 22) by the Classification Panel.

J6 Testing procedure

J6.1 The player is seated on a relatively flat surface (<30° angle) with the feet/legs fully supported.

J6.2 The classification panel shall ask the player to attempt the following activities.

- a) Hold a basketball with both hands directly overhead (Fig 1)

- b) Lean forwards as far as possible while maintaining control of the movement and with the ball overhead (Fig 2)



Fig 1



Fig 2

- c) Lie with their chest flat on their thighs (Fig 3)
d) Extend the arms overhead and attempt to return to the upright position (Figs 4)




Fig 3




Fig 4

- e) Place a ball on the floor adjacent to the rear axle position of a wheelchair
f) Take the ball with two hands and attempt to return to the upright position (Fig 5)

- g) Repeat the test on the opposite side of the body.




Fig 5

- h) Sit in an upright position with the ball held outstretched in front (Fig 6)
i) Turn from side to side while holding the ball in an outstretched position (Fig 7)



Fig 6



Fig 7

- j) Dribble the ball with one hand at the side of the chair, (Fig 8). The player is asked to complete the task while looking straight ahead and not at the ball.
k) Repeat the test on the opposite side of the body.




Fig 8

J7 Volume of Action

J7.1 The key element of Stage 2 of the Player Evaluation is the observation on the player's volume of action.

J7.2 The volume of action of a Player is described as:

- The limit to which a Player can move voluntarily in any direction, and with control return to the upright seated position, without holding the wheelchair for support or using the upper extremities to aid the movement. The volume of action includes all directions and describes the position of the ball as if the Player were holding it with both hands.

J7.3 Players in each sport class have different volumes of action. The volume of action for each primary class is as follows:

J7.3.1 The Class 1.0 Player:

- Has no active trunk movement in the vertical plane (rotation).
- Has little or no controlled trunk movement in the forward plane.
- Has no controlled trunk movement in the sideways plane.
- Cannot hold the ball with both hands outstretched in front of the face without inclining the head and/or trunk backwards as a counterbalance.
- Relies on the wheelchair and/or arms for support in all planes of movement.
- When unbalanced, has to rely on the arms to return to the upright position.

J7.3.2 The Class 2.0 Player:

- Has active upper trunk rotation but no lower trunk rotation.
- Has partially controlled trunk movement in the forward plane. Is able to lean the trunk forward through approximately 45 degrees and return to the upright position without extremity assistance.
- Has no controlled trunk movements in the sideways plane.
- Can hold the ball with both hands outstretched in front of the face without using the head and/or trunk as a counterbalance.
- Cannot raise the trunk from resting fully forward on the thighs without using at least one arm unless sitting with the knees significantly higher than the hips.

- Needs to use their arms to return to the upright position when off balance to the side.

J7.3.3 The Class 3.0 Player:

- Has complete trunk movement in the vertical plane with active rotation of the trunk as a unit.
- Has complete trunk movement in the forward plane, is able to actively move their trunk through the complete forward plan (90 degrees) and return to an upright position without using their arms to assist the movement.
- Has no controlled trunk movements in the sideways plane.
- Is able to hold the ball with both hands overhead without loss of trunk stability.
- Requires at least one arm to return to an upright position after leaning to either side.

J7.3.4 The Class 4.0 Player:

- Has complete trunk movement in the vertical plane.
- Has complete trunk movement in the forward plane.
- Has complete trunk movement to one side, but usually due to limited function in one lower limb has difficulty with controlled trunk movement to the other side.
- Is able to hold the ball overhead with both hands without loss of stability with contact in the front and one side; may have loss of stability with contact on the weak side.
- Is able to fully move the trunk actively to one side and return to upright position without the use of the arms; may lean partially to the weak side but will require the arms to return to an upright position.

J7.3.5 The Class 4.5 Player:

- Has complete trunk movement in the vertical plane.
- Has complete trunk movement in the forward plane.
- Has complete trunk movements to both sides.
- The class 4.5 Player has all the attributes of a 4.0 Player but is able to control movement to both sides of the body. Has no obvious weak or strong side.

J7.4 There are situations where a Player does not fit exactly into one class, exhibiting characteristics of two or more classes. In this instance the Classifier may assign the Player a half point classification: 1.5, 2.5 or 3.5.

It is at this stage the Player is allocated their Sports Class Status and provisional Sports Class.

Section K: Conducting Player Evaluation – Stage 3



K. Conducting Player Evaluation – t

K1 The purpose of this procedure is to confirm the provisional Sport Class allocated to the Player in Stage 2 of the Player Evaluation. Stage 3 of the Player Evaluation is to assess the extent to which a player is able to:

K1.1 **Section a:** execute the specific tasks and activities fundamental to wheelchair basketball in training.

K1.2 **Section b:** execute the specific tasks and activities fundamental to wheelchair basketball in Competition. K1.4 The outcomes of Stage 3 Player Evaluations will contribute towards the allocation of a final Sport Class.

K1.5 Classification Panel members will record their Player Evaluation using the Classifier worksheet (appendix 22)

K2 Procedure for Stage 3 Player Evaluation

K2.1 Section a: Observation in Training

K2.1.1 One full training session for each team, prior to the commencement of the competition will be designated for Observation Assessment.

K2.1.2 Observation in Training Assessments will take place 1-3 days prior to the start of the competition.

K2.1.3 Players must present an acceptable identification document; passport, ID card, IWBF licence card, event accreditation which is to be verified by the Classification Panel.

K2.1.4 All Players from the team will need to be present for observation during their designated Observation in Training Assessment in order to allow the Classification Panel to observe new Players (Sport Class New (N)), Players under review (Sport Class Review (R) and Review with a Fixed Date (FRD)).

K2.1.5 The team is required to ensure that the Classification Panel can observe Players in action. The Panel may request that teams scrimmage for up to 15 minutes to allow observation of Players in game situations. Teams are obliged to comply with this request.

K2.1.6 Each Player is required to wear a top which has their playing number clearly visible so they can be easily identified by the Classification Panel.

K2.1.7 Observation Assessments consist of observing Players executing the characteristics of wheelchair basketball movements (appendix 13) and during warm-up, training and/or practice and games.

K2.1.8 The criteria for each Sport Class are set out in appendix 13.

K2.1.9 At the end of the Observation Assessment the Team Manager/Coach, shall be advised of the classification to be used by their Players for the start of the tournament.

K2.1.10 At the conclusion of all Observation in Training Assessments, all teams shall receive a listing of all Players taking part in the tournament, including their name, playing number and classification.

K2.1.11 Teams will be issued with provisional classification cards until Sport Class is Confirmed after Stage 3, Section b takes place (detailed in K.2.2).

K2.2 Stage 3, Section b: Observation in Competition

K2.2.1 A Player must undertake an Observation in Competition Assessment before being allocated a final Sport Class and Sport Class Status.

K2.2.3 If a Classification Panel requires a Player to complete Observation in Competition Assessment, the Player will be entered in the Competition with the Sport Class allocated by the Classification Panel after the conclusion of the initial components of the Evaluation Session (including Observation in Training).

K2.2.4 A Player who is required to complete Observation in Competition Assessment will be designated with Tracking Code: Observation Assessment (OA). This replaces the Player's Sport Class Status for the duration of Observation in Competition Assessment.

K2.2.5 Observation in Competition Assessment must take place during First Appearance. In this regard:

K2.2.5.1 First Appearance is the first time a Player competes in a Competition in a particular Sport Class.

K2.2.5.2 First Appearance must be a meaningful appearance for the allocation of a Sport Class, at the sole discretion of the Classification Panel and Chief Classifier.

K2.2.6 A Player must make First Appearance during the preliminary rounds of a Competition. First Appearance must not take place in the elimination rounds of a Tournament.

K2.2.7 If a Player enters the Competition with New Sport Class Status (N), they should not be permitted to make First Appearance after the preliminary rounds.

K2.2.8 The IWBF may issue special ad hoc provisions to operate during Competitions that have a format without preliminary rounds and elimination rounds.

K2.2.9 The IWBF may issue special ad hoc provisions to operate during specified Competitions to permit first appearance to take place during elimination rounds.

If a Player is:

- subject to a Protest following Observation in Competition; and
- the second Evaluation Session is conducted at that same Competition; and
- pursuant to the second Evaluation Session the Player is required to undergo Observation in Competition.

K2.2.10 Observation in Competition must take place at the next opportunity within the Sport Class allocated to the Player by the Protest Panel with Tracking Code Observation Assessment (OA).

K2.2.11 The Classification Panel must allocate a Sport Class and replace the Player's Tracking Code Observation Assessment (OA) by designating a Sport Class Status upon completion of First Appearance (or completion of any Observation in Competition conducted as part of a Protest). If changes to a Player's Sport Class or Sport Class Status are made following Observation in Competition, the changes are effective from the end of the game in which the Player is being assessed.

K2.2.12 The impact of a Player changing Sport Class after First Appearance has no effect on medals, records and results for the Team.

K3 Player Evaluation criteria for Sport Class

K3.1 Characteristics of Wheelchair Basketball Movements

K3.1.1 The outcomes of observation assessments will confirm Sport Class.

K3.2 Assessment of Volume of Action

K3.2.1 The Class 1.0 Player

Volume of Action:

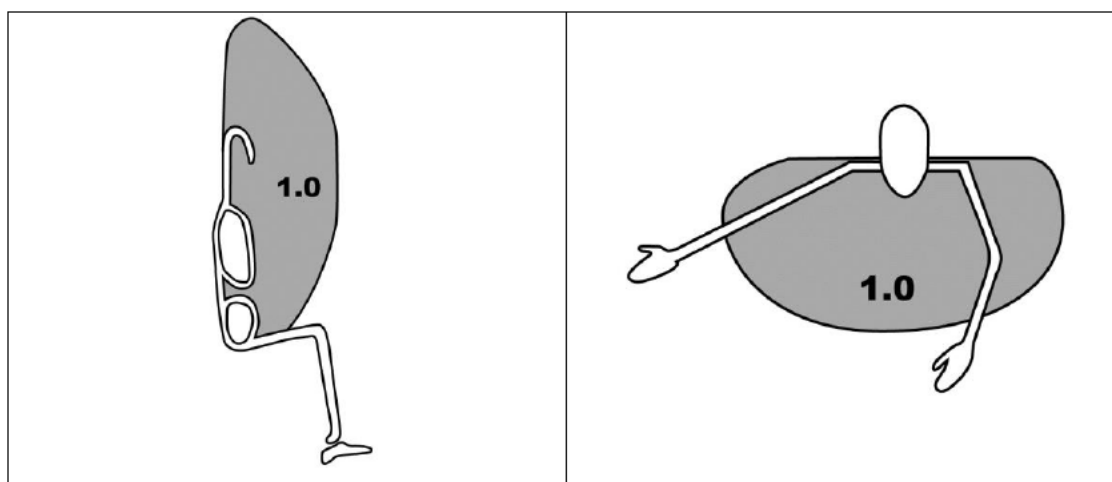


Diagram x

- The class 1.0 player has no volume of action in either the vertical, forward or sideways planes.

- The class 1.0 Player is primarily identified by passive mobility of the trunk in all activities, requiring frequent use of the upper extremities to maintain and adjust trunk position.

K3.2.2 Pushing:

- When pushing the class 1.0 Player relies on their backrest for stability.
- They generally push in an upright position.
- The head and shoulders often move in a forward and back motion to compensate for the lack of trunk movement and to assist with maintaining stability.
- The Player may rest their chest on their knees and remain in this position to push. They will need both arms to return to the upright position.

K3.2.3 Braking / Pivoting:

- When braking quickly or turning hard the class 1.0 Player shows difficulty maintaining their trunk upright.
- When braking they may try to counterbalance by leaning their head and shoulders far back.
- When pivoting they may try to counterbalance the pull of their trunk towards the opposite direction of the pivot by pressing hard back into the backrest.
- In both actions they may hold the wheelchair for support.

K3.2.4 Dribbling:

- The class 1.0 Player usually dribbles the ball close to the side of the wheelchair and near their trunk, requiring effort to maintain stability while dribbling and pushing simultaneously.

K3.2.5 Passing / Catching:

- The class 1.0 Player usually relies on their wheelchair for support when passing the ball.
- A forceful two-handed pass forward is accompanied by a backward movement of the head and shoulders to maintain an upright position.
- A forceful one-handed pass will frequently require the use of the opposite hand on the wheelchair or leg to gain leverage and maintain upright position. Lack of rotation of the trunk limits the ability to generate power in the pass.
- A class 1.0 Player can only passively rotate to catch a pass from behind when stabilised with one hand.

K3.2.6 Shooting / Rebounding:

- The class 1.0 Player typically leans back into the backrest to counterbalance when shooting.
- Often overbalances during follow through requiring arm support to remain upright.
- Almost always rebounds overhead with one hand; the other is used to hold onto the wheelchair for stability.
- Will reach for a rebound with two hands only if the ball is directly overhead.

K3.2.7 Contact:

- The class 1.0 Player cannot preserve the upright position when contact is made.
- Requires the use of upper extremities to return to upright position.

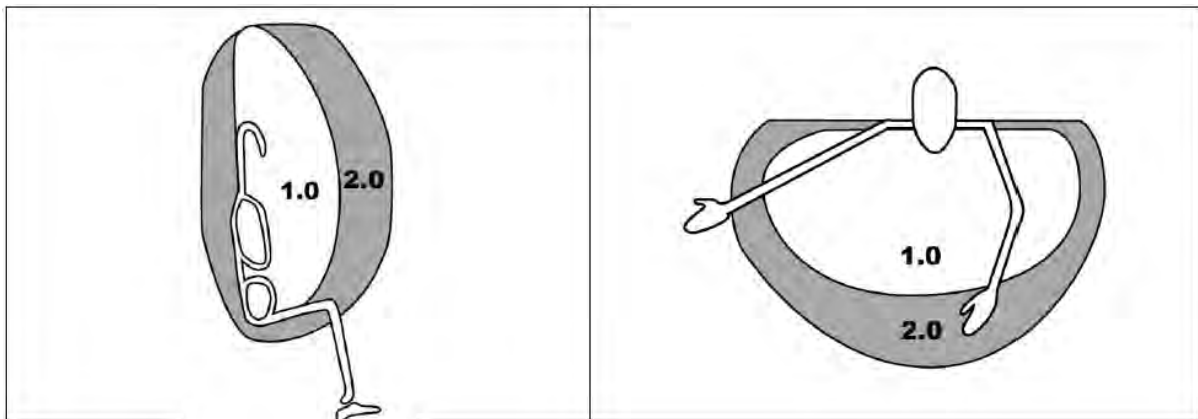
K3.2.2 The Class 2.0 Player
Volume of action:


Diagram x

- The class 2.0 player has a partial volume of action in the vertical and forward planes but no volume of action in the sideways plane.

K3.2.2.1 Pushing:

- The class 2.0 Player is able to lean partially forward to gain momentum and increase pushing power.
- There is loss of stability at the waist level and the lower trunk is not actively used in the pushing action.
- The head and shoulders are often held in a static position to compensate for the lack of lower trunk movement.
- After overbalancing during a pushing action the class 2.0 Player will often use one arm pushing off the front of the wheelchair or knees to return to the upright position.

K3.2.2.2 Braking/Turning:

- When stopping quickly or turning hard the class 2.0 Player is able to brace the trunk to maintain stability.
- The class 2.0 Player can lean the upper trunk actively in the direction of the pivot.
- The class 2.0 Player may remain in a forward leaning position in hard braking situations but does not release the hands until the trunk is upright.

K3.2.2.3 Dribbling:



- The class 2.0 Player usually dribbles the ball at the level of the front castors, near the wheelchair.
- Ability to dribble in front of the wheelchair is possible if supported by high position of the knees.
- When attempting maximum speed take-off, the class 2.0 Player will often have loss of stability at the waist at the start of the dribble.

K3.2.2.4 Passing/Catching:

- The class 2.0 Player usually relies on their wheelchair for support when making strong passes.
- A forceful two-handed pass forward is performed with minimal loss of stability. The lower trunk is not used to gain power.
- A forceful one-handed pass is usually performed with the opposite hand on the wheelchair to gain leverage and maintain upright position.
- Ability to rotate the upper trunk to catch a pass from the side when stabilised by the backrest.

K3.2.2.5 Shooting/Rebounding:

- The class 2.0 Player is able to lean the upper trunk forward for shooting, but more often remains on the backrest, particularly for longer range shots.
- They can rotate the upper trunk towards the basket if the lower trunk is supported by the backrest.
- They are more stable rebounding with one hand, using the free hand for support on the wheelchair.
- If reaching overhead with both hands, the Player will have moderate loss of stability.

K3.2.2.6 Contact:

- The class 2.0 Player cannot preserve balance when forceful wheelchair contact is made, especially when in the act of shooting or rebounding.
- The class 2.0 Player is able to return to an upright position quickly with the use of only one arm.

K3.2.3 The Class 3.0 Player**Volume of action:**

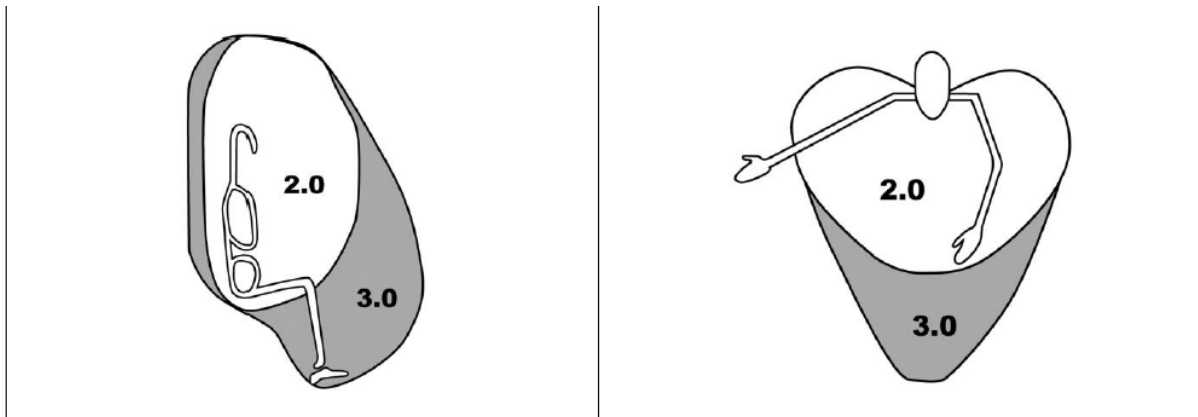


Diagram x

- The class 3.0 player has full volume of action in the vertical and forward planes, but no volume of action in the sideways plane.

K3.2.3.1 Pushing:

- A class 3.0 Player is able to actively use the trunk in the forward plane to gain maximum momentum and increase pushing power. There is no loss of stability in the motion.
- The head, shoulders and trunk move forward and back as a unit throughout the pushing action.

K3.2.3.2 Braking/Turning:

- When stopping quickly or turning hard the class 3.0 Player is able to actively use the trunk to avoid losing balance. They are able to lean the upper and lower trunk into the pivot.
- They can maintain stability easily in hard braking situations and quickly return to an upright position.

K3.2.3.3 Dribbling:

- The class 3.0 Player dribbles the ball in front or at the side of the wheelchair.
- They are able to dribble from one side to the other without losing balance or control of the chair.
- They can dribble and reach maximum speed without loss of stability.
- They are only able to dribble far to the side of the wheelchair when stabilised with the opposite hand.

K3.2.3.4 Passing/Catching:

- The class 3.0 Player is able to pass the ball without support from the wheelchair.
- A forceful two-handed pass forward is performed with no loss of stability using forward motion of the trunk to gain maximum power and momentum.
- A forceful one-handed pass is performed using active trunk movement to gain leverage.

- The class 3.0 Player is able to rotate their trunk to receive a pass from behind without requiring support from the backrest.
- The class 3.0 Player can only receive a pass wide to the side of the body with one hand by using their free hand to maintain trunk stability.

K3.2.3.5 Shooting/Rebounding:

- The class 3.0 Player is able to lean forward strongly for shooting.
- They can rotate their full trunk towards the direction of the shot unsupported by the backrest.
- They are able to rebound overhead with both hands without loss of stability.
- They lose stability when attempting to rebound to the side with both hands.

K3.2.3.6 Contact:

- The class 3.0 Player can maintain stability when moderate wheelchair contact is made in the forward plane. They may lose stability if this contact is forceful.
- They are unable to maintain stability if contact is from the side.
- They are able to return to an upright position quickly without the use of their arms, unless there is loss of stability in the sideways plane.

K3.2.3.7 Tilting:

- The class 3.0 Player may actively use the trunk and lower limbs to tilt the chair to either side.
- In order to maintain stability they will need to either lean their trunk towards the wheel that has left the floor or hold the wheel that has left the floor.

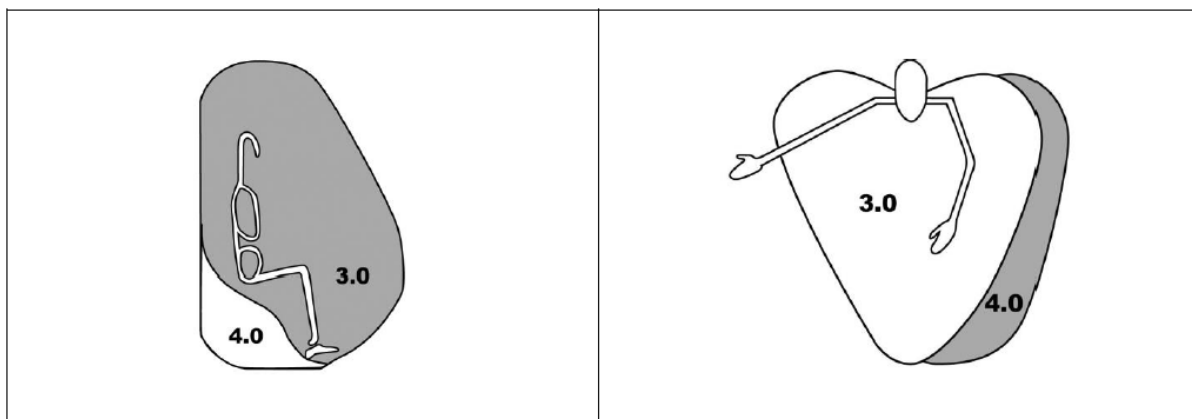
K3.2.4 The Class 4.0 Player
Volume of action:


Diagram x

- The class 4.0 player has complete volume of action in the vertical and forward planes and complete volume of action to only one side.

**K3.2.4.1 Pushing:**

- The class 4.0 Player is able to actively use the trunk to optimise the pushing, turning and braking actions.
- They do not lose stability during any of these actions, even in contact situations.
- They show stable trunk movements with all wheelchair handling activity.

K3.2.4.2 Dribbling:

- The class 4.0 Player is able to dribble the ball to the side or front of the wheelchair with ease.
- They are able to dribble wide to only one side without the use of the opposite arm to maintain stability.

K3.2.4.5 Passing/Catching:

- The class 4.0 Player is able to pass the ball with one or two hands in the forward plane without requiring support from the wheelchair.
- They are able to actively move their trunk to only one side to pass the ball with one or two hands and return to an upright position without loss of stability.
- The class 4.0 Player is able to rotate to catch a pass from behind without support from the backrest.
- They can receive a pass wide to their strong side with two hands but requires the use of the opposite hand to maintain trunk stability when catching a ball on their weak side.

K3.2.4.6 Shooting/Rebounding:

- The class 4.0 Player is able to actively use their trunk for shooting and rebounding in the vertical and forward plane.
- They are able to actively move their trunk into the sideways plane on their strong side to rebound with both hands without loss of stability. They may be able to move partially to their weak side with loss of stability.

K3.2.4.7 Contact:

- The class 4.0 Player maintains stability when forceful wheelchair contact is made from the front when in the act of shooting and/or rebounding.
- They are able to maintain stability with forceful contact on their strong side but may lose stability with contact on their weak side.
- They are able to return to an upright position quickly without the use of their arms on their strong side but may require assistance when loss of stability occurs on their weak side.

K3.2.4.8 Tilting:

- The class 4.0 Player will actively use the trunk and lower limbs to tilt the chair to their strong side without the use of their arms.

- When tilting to their weaker side they will need to counterbalance by leaning towards the wheel that has left the floor or by using one hand on the wheel that has left the floor.

K3.2.5 The Class 4.5 Player

Volume of action:

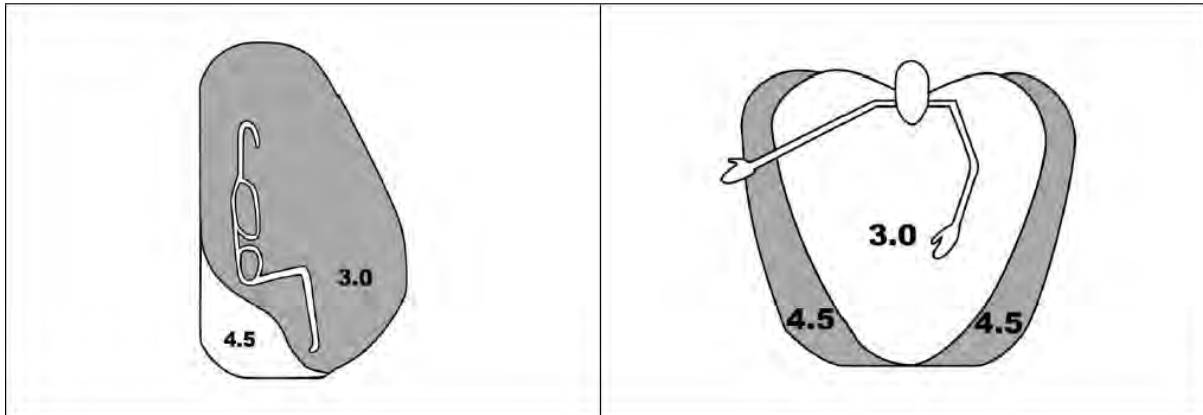


Diagram x

- The class 4.5 player has complete volume of action in all planes, with no weakness in any direction.
- The class 4.5 Player has all the attributes of the class 4.0 Player, but is able to control movement to both sides of the body. Has no obvious weak or strong side.

K3.2.5 The Concept of Pelvic Stability

K3.2.5.1 Players adjust their sitting position in the wheelchair to maximize their base of support. A stable base allows for maximum controlled movement of the trunk above, thus optimising the use of the Players' volume of action.

K3.2.5.2 Players can be divided into two groups when considering pelvic stability: Those who can actively stabilize their pelvis and those who rely on their wheelchair installation to provide passive stability. It is the ability to stabilize the pelvis which allows a Player to have an increased volume of action. It is for this reason that one of the first observation a classifier will make when observing a Player is the Player's wheelchair installation.



K3.2.5.3 Active Pelvic Stability

Active pelvic stability is when a Player has sufficient muscle control in the lower trunk and hips to maintain his pelvis in a normal seated position when he moves his trunk actively through one or more planes of movement. Usually, a Player with active pelvic stability will be sitting on a relatively flat wheelchair seat, and will require minimal support from the wheelchair installation to maintain an upright sitting

position. Players with active pelvic stability typically will be assigned a classification of 3.0 or higher. (Diagram 4)

K3.2.5.4 Passive Pelvic Stability

Passive pelvic stability is when a Player does not have sufficient muscle control in the lower trunk and hips to maintain his pelvis in a normal seated position when he moves his trunk through one or more planes of movement. Usually a Player with passive pelvic stability will be sitting on a seat significantly angled from front to rear, and relies on the external support of his wheelchair's installation to maintain an upright sitting position. Players with passive pelvic stability typically will be assigned a classification of 2.5 or lower. (Diagram5) Typical Wheelchair Installation Active Pelvic Stability Passive Pelvic Stability Diagram 4 Diagram 5

Typical Wheelchair Installation	
Active Pelvic Stability	Passive Pelvic Stability
	
Diagram 4	Diagram 5

K3.3 Classification of Players with an Upper Limb Impairment

K3.3.1 Regardless of the upper limb impairment, the Player must fulfil the IWBF Eligible Impairment and.

K3.3.2 To classify the Player with the upper limb impairment, it is necessary that the Classification Panel first place the Player into a Sport Class according to lower limb and trunk function. That is, the Player is initially classified disregarding their upper limb impairment. This provides a consistent starting point for all Players.

K3.3.3 The Classification Panel must then take into account the severity and significance of the upper limb impairment when the Player is in a game situation. Important factors to consider are how the upper limb impairment affects volume of

action and the main basketball movements; pushing, braking, pivoting, dribbling passing and catching, shooting and rebounding, tilting and reacting to contact.

K3.3.4 The Classification Panel must then decide the degree of functional disadvantage the upper limb impairment creates for the Player when compared to other Players in their trunk class. The Classification Panel must consider how the Player with the upper limb impairment would be able to compete in a 'one on one' situation, taking in to account all offensive and defensive aspects of the game.

K3.3.5 This enables the Classification Panel to assess the true impact of the upper limb impairment and to place the Player in a Sport Class which best equates to their functional capacity on court.

K3.3.6 It may be that a Player's upper limb impairment will not change their Sport Class, or it may be reduced by several points. The final decision must ensure that no Player is advantaged or disadvantaged by the Sport Class of the Player of the upper limb Impairment and that all continue to compete on an even level.

K3.3.7 Volume of action

Consider the impact of the Player's upper limb impairment on the Player's volume of action when:

- Reaching to the sides
- Reaching forward
- Reaching up
- Reaching down to the floor

K3.3.7.2 Dribbling

Consider the Player's ability to:

- Dribble with either hand
- Dribble stationary
- Dribble in movement
- Perform a bounce stop

K3.3.7.3 Rebounding

Consider the Player's ability to rebound:

- With either hand
- Two handed
- To the right or left of the chair

K3.3.7.4 Catching

Consider the Player's ability to:

- Catch from different directions
- Catch when stationary and when in movement
- Transition rapidly from catching to passing

K3.3.7.5 Passing

Consider the Player's ability to:

- Pass to their right and left
- Generate strength and precision in the pass

K3.3.7.6 Pushing

Consider the Player's ability to:

- Grasp both wheels
- Maintain contact with the wheels pushing down
- Generate speed

K3.3.7.7 Braking/Pivoting

Consider the Player's ability to:

- Come to a stop
- Hold a position
- Pivot left and right from a stationary position
- Pivot left and right when in movement

K3.3.7.8 Shooting

Consider the Player's ability to:

- Spread the fingers
- Extend and flex the wrist
- Extend the arm
- Follow through with wrist, hand, fingers
- Generate strength and precision
- Protect the ball with the off hand

K3.3.7.9 Making a decision

K3.3.7.9.1 Assess whether the Player's upper limb impairment affects their ability to execute the task and activities fundamental to wheelchair basketball.

K3.3.7.9.2 The outcomes of observations will contribute towards the validation of sport class.

K3.3.7.9.3 The outcomes of observations will contribute towards the confirmation of sport class and sports class status.

L. Misconduct During Evaluation Session

Section L: Misconduct During Evaluation Session

L1 Failure to Attend Evaluation Session

L1.1 A Player is personally responsible for attending an Evaluation Session.

L1.2 A Player's NOWB must take reasonable steps to ensure that the Player attends an Evaluation Session.

L1.3 If a Player fails to attend an Evaluation Session, the Classification Panel will report the failure to the Chief Classifier. The Chief Classifier may, if satisfied that a reasonable explanation exists for the failure to attend and subject to the practicalities at a Competition, specify a revised date and time for the Player to attend a further Evaluation Session before the Classification Panel.

L1.4 If the Player is unable to provide a reasonable explanation for non-attendance, or if the Player fails to attend an Evaluation Session on a second occasion, no Sport Class will be allocated and the Player will not be permitted to compete at the relevant Competition.

L2 Suspension of Evaluation Session

L2.1 The Classification Panel, in consultation with the Chief Classifier, may suspend an Evaluation Session if it cannot allocate a Sport Class to the Player, including but not limited to, in one or more of the following circumstances:

- a failure on the part of the Player to comply with any part of the Player Classification Rules;
- a failure on the part of the Player to provide any medical information that is reasonably required by the Classification Panel;
- the Classification Panel believes that the use (or non-use) of any medication and/or medical procedures/device/implant disclosed by the Player will affect the ability to conduct its determination in a fair manner;
- the Player has a Health Condition that may limit or prohibit complying with requests by the Classification Panel during an Evaluation Session, which the Classification Panel considers will affect its ability to conduct the Evaluation Session in a fair manner;
- the Player is unable to communicate effectively with the Classification Panel;
- the Player refuses or is unable to comply with any reasonable instructions given by any Classification Personnel to such an extent that the Evaluation Session cannot be conducted in a fair manner; and/or
- the Player's representation of his or her abilities is inconsistent with any information available to the Classification Panel to such an extent that the Evaluation Session cannot be conducted in a fair manner.

L2.2 If an Evaluation Session is suspended by a Classification Panel, the following steps must be taken:

- an explanation for the suspension and details of the remedial action that is required on the part of the Player will be provided to the Player and/or the relevant NOWB;
- if the Player takes the remedial action to the satisfaction of the Chief Classifier or Chairperson of IWBF Classification Commission, the Evaluation Session will be resumed; and
- if the Player fails to comply and does not take the remedial action within the timeframe specified, the Evaluation Session will be terminated, and the Player will not be able to compete at this or any other Competition until the situation is completed.

L2.3 If an Evaluation Session is suspended by a Classification Panel, the Classification Panel may designate the Player as Classification Not Completed (CNC) in accordance with Article 10 of the IWBF Player Classification Rules.

L2.4 A Suspension of an Evaluation Session may be subject to further investigation into any possible Intentional Misrepresentation.

Section M: Intentional Misrepresentation

M.Intentional Misrepresentation

M1 It is a disciplinary offence for a Player to intentionally misrepresent (either by act or omission) his or her skills and/or abilities and/or the degree or nature of Eligible Impairment during Player Evaluation and/or at any other point during or after the allocation of a Sport Class. This disciplinary offence is referred to as 'Intentional Misrepresentation'.

M2 It will be a disciplinary offence for any Player or Team Support Personnel to assist a Player in committing Intentional Misrepresentation or to be in any other way involved in any other type of complicity involving Intentional Misrepresentation, including but not limited to covering up Intentional Misrepresentation or disrupting any part of the Player Evaluation process.

M3 In respect of any allegation relating to Intentional Misrepresentation a hearing will be convened by IWBF to determine whether the Player or Team Support Personnel has committed Intentional Misrepresentation. Hearing procedures are outlined in the [IWBF Official Handbook](#).

M4 The consequences to be applied to a Player or Team Support Personnel who is found to have been guilty of Intentional Misrepresentation and/or complicity involving Intentional Misrepresentation will be one or more of the following:

- disqualification from all events at the Competition at which the Intentional Misrepresentation occurred, and any subsequent Competitions at which the Player competed;
- being allocated with Sport Class Not Eligible (NE) and designated a Review with Fixed Review Date (FRD) Sport Class Status for a specified period of time ranging from 1 to 4 years;
- suspension from participation in Competitions in all sport for a specified period of time ranging from 1 to 4 years; and publication of their names and suspension period.

M5 Any Player who is found to have been guilty of Intentional Misrepresentation and/or complicity involving Intentional Misrepresentation on more than one occasion will be allocated Sport Class Not Eligible with Fixed Review Date Status for a period of time from four years to life.

M6 Any Team Support Personnel who is found to have been guilty of Intentional Misrepresentation and/or complicity involving Intentional Misrepresentation on more than one occasion will be suspended from participation in any Competition for a period of time from four years to life.

M7 If another International Sports Federation brings disciplinary proceedings against a Player or Team Support Personnel in respect of Intentional Misrepresentation which results in consequences being imposed on that Player or Team Support Personnel, those consequences will be recognised, respected and enforced by IWBF.

M8 Any consequences to be applied to teams, which include a Player or Team Support Personnel who is found to have been guilty of Intentional Misrepresentation

and/or complicity involving Intentional Misrepresentation, will be at the discretion of IWBF.

M9 Any disciplinary action taken by IWBF pursuant to the Player Classification Rules must be resolved in accordance with the IWBF Regulations – Section L – Regulations Governing Applications of Penalties/Sanctions

**Section N: Transition Provision – 1 October 2021 – 31
December 2022**

N. Transition Provision – 1 October 2021- 31 December 2022

N.1 Transition Provision Period

The Transition Provision will be applicable from 1 October 2021 to 31 December 2022.

N.2 Application of the Transition Provision

- N2.1 The Transition Provision only applies to Players who have undergone an eligibility assessment (Stage 1 of Player Evaluation as detailed in **Appendix Five** of the IWBF Player Classification Rules) during the period of 1 February 2020 – 30 September 2021 and have received confirmation from IWBF that they have an Eligible Impairment for wheelchair basketball (according to IPC Athlete Classification Code and IPC International Standard of Eligible Impairments).
- N2.2 All Players, who have received confirmation that they have an Eligible Impairment as stated in 1.2.1, are required to undergo Stage 2 and Stage 3 of the Player Evaluation to assess whether the Player meets the IWBF MIC and Sport Class as outlined in **Appendix Five** of the IWBF Player Classification Rules.

N3 Transition Provision Sport Class Statuses

- N3.1 During the Transition Period, Players to whom the Transition Provision is applicable to will receive one of the following Sport Class Status:
- Sport Class Status Review (Transition) (RT)
 - Sport Class Status Confirmed (Transition) (CT)
 - A Sport Class Status in accordance with Article 15 of the IWBF Player Classification Rules

N4 Application of Sport Class Status

N4.1 Sport Status Review (Transition) (RT)

- N4.1.1 All Players who have received confirmation from IWBF that they have an Eligible Impairment for wheelchair basketball (according to IPC Athlete Classification Code and IPC International Standard of Eligible Impairments) by no later than 30 September 2021 will be given Sport Class Status Review (Transition) (RT). All Players who have Sport Class Status Review (Transition) (RT) will be entitled to compete in IWBF Competitions up to and including 31 December 2022.
- N4.1.2 All Players with the Sport Class Status Review (Transition) (RT) will need to undertake Stage 2 and Stage 3 of the Player Evaluation Process before 31

December 2022 to determine if they meet the MIC for wheelchair basketball set out in the IWBF Player Classification Rules and Classification Manual.

N4.1.3 All Players with Sport Class Status Review (Transition) (RT), who have not completed Stage 2 and Stage 3 of the Player Evaluation by 31 December 2022 will be marked in have their Sport Class Status set to New (N), on 1 January 2023.

N4.1.4 All Players with Sport Class Status Review (Transition) (RT), who are assessed by an IWBF Classification Panel in Stage 2 and Stage 3 of the Player Evaluation to meet the MIC for wheelchair basketball, will be allocated a Sport Class Status in accordance with Article 15 in the IWBF Player Classification Rules.

N4.2 Sport Status Confirmed (Transition) (CT)

N4.2.1 If a Player who has Sport Class Status Review (Transition) (RT) allocated does not meet the MIC in Stage 2 of the Player Evaluation during the Transition Period they will have their designated Sport Class Status changed to Sport Class Status Confirmed (Transition) (CT).

N4.2.2 All Players who are assessed to not meet the MIC in Stage 2 of the Player Evaluation process must undergo a second Evaluation Session by a second Classification Panel which must take place as soon as practicable as stated in Article 18.6 of the IWBF Classification Rules.

N4.2.3 All Players who have Sport Class Status Confirmed (Transition) (CT) will be entitled to compete in IWBF Competitions up to and including 31 December 2022. From the 1 January 2023 the designated Sport Class Status Confirmed (Transition) (CT) will automatically change to Sport Class Not Eligible (NE) and Sport Class Status Confirmed (C). The Player will thereafter no longer be eligible to compete in IWBF Competitions.

N4.3 Other Sport Class Statuses

N4.3.1 All Players with Sport Class Status Review (Transition) (RT) who are assessed by an IWBF Classification Panel in Stage 2 and Stage 3 of the Player Evaluation process, to meet the MIC for wheelchair basketball and their sport class remains the same, will be allocated a Sport Class as determined in the IWBF Player Classification Rules in accordance with Article 15.

N4.3.2 All Players with Sport Class Status Review (Transition) (RT) who are assessed by an IWBF Classification Panel in Stage 2 and Stage 3 of the Player Evaluation process, to meet the MIC for wheelchair basketball but their sport class is changed, will be allocated a Sport Class Status in accordance with Article 15 in the IWBF Player Classification Rules. The change in sport class will become effective from the end of the competition in which the assessment took place.

N5 Players to whom the Transition does not apply:

N5.1 All Players who were previously internationally classified for wheelchair basketball but did not undergo an eligibility assessment (as described in N2.1) prior to 30 September 2021, the Transition Provision does not apply. All these Players must be assessed by an IWBF Eligibility Assessment Panel to determine whether or not they have an Eligible Impairment for wheelchair basketball as determined in the IWBF Player Classification Rules before receiving Sport Class Status New (N).

N5.1.1 A Player with Sport Class Status New (N) must go through the Player Evaluation (Stage 2 and Stage 3) as set out in Appendix Five of the IWBF Player Classification Rules. If they do not meet the MIC in Stage 2 they will be allocated with Sport Class “Not Eligible” (NE) and the Sport Class Status “Confirmed” not allowed to compete in International Competitions of the IWBF with immediate effect (including the tournament where presented).

N5.2 All Players who are registered as new Players after 30 September 2021, must go through the Player Evaluation as set out in Appendix Five of The IWBF Player Classification Rules including the eligibility assessment of Stage 1 and if deemed eligible allocated Sport Class Status New (N).

N6 Special Conditions during Transition Period

N6.1 Transition Classifier Instructor

N6.1.2 A Classifier Instructor is an experienced education trainer appointed by IWBF to deliver and evaluate the IWBF international training programme for Classifiers, provide independent evaluation of Classification Panels and provide recommendations to the Chairperson of IWBF Classification Commission on CPD and classifier performance.

N6.1.3 A Classifier Instructor will be required to have the following experience:

- a minimum of 5 years international experience of training and development programmes for IPC compliant sports classification
- be a senior international classifier in at least one sport.
- considered to be a leader of good practice in the international classification field
- supported the development of the new international Classification Certification education and CPD framework

N6.1.4 Classifier instructors will assist in providing the re-training of International Classifiers during the transitional period. See **section N** for detailed International Classifiers re-training programme which will begin on 1st October 2021.

N6.2. Classification Scheduling during Transition Period

N6.2.1 During the Transition Period IWBF will, if necessary, increase the number of Classification Panels at a Competition Players to increase the amount of Classification Evaluations.

N6.2.2 The classification schedule is prepared by developing a priority list of Players requiring Classification at the Competition.

N6.2.3 The priorities for a Classification Panel during the Transition Period are as follows:

- Priority One - Players with Sport Class Status New (N) status and Players with Sport Class Status Review (R) carried over from a previous Competition.
- Priority Two – during the Transition Period , Players with Sport Class Status Review (Transition) (RT).
- Priority Three – Players under protest submitted prior to the commencement of the Classification Evaluation period in accordance with the timeframe specified by the IWBf.

Priority at the discretion of the Chief Classifier – Players under protest submitted during competition.

N6.2.4 To assist the Chief Classifier in setting the minimum number of classification Evaluations that will be required during the Classification Evaluation Period, and determine the number of priority Players that must be evaluated, it is recommended:

- In the initial competition registration process, the Chief Classifier or Chairperson of the IWBf Classification Commission/IWBf Head of Classification should request the teams provide the number of New, Review, and Fixed Review Date players with existing sport class status who need to undergo classification.

N6.2.5 The Chief Classifier may negotiate further requirements for priority two and priority three players with the IWBf Technical Delegate and/or competition organising committee to accommodate as many Players as possible.

N6.2.6 When it is not possible to schedule all Players, who are eligible to undergo Classification at the Competition:

- The Chief Classifier will ask teams to submit a priority list of Players for Classification two weeks prior to the Competition.
- The team priority list will assist the Chief Classifier in setting the schedule for Players.

N6.2.7 While all reasonable efforts will be made to accommodate classification priorities, the final determination regarding which Players will be allocated an Evaluation is at the discretion of the Chief Classifier. Any remaining Classification Evaluation sessions will be equitably shared between teams, at the discretion of the Chief Classifier or the Chairperson of the IWBf Classification Commission/IWBf Head of Classification.

O. Glossary of Terms

Term	Definition
Appeal	A formal objection to the manner in which Classification procedures have been conducted is submitted and subsequently resolved.
Classification Panel	Classifiers appointed by IWBF to determine Sport Class and Sport Class Status in accordance with the IWBF Player Classification Rules.
Classifier	A person authorised by IWBF to evaluate Players as a member of a Classification Panel.
Competition	
Eligible Impairment	An impairment designated as being a prerequisite for competing in Para sport.
Head of Classification	A Classifier responsible for direction, administration, co-ordination and implementation of Classification matters for IWBF.
Impairment	Problems in body function or structure such as a significant deviation or loss.
International Classification	Player Evaluation that is conducted in full compliance with the IWBF Player Classification Rules.
IPC	International Paralympic Committee.
MIC	Minimum Impairment Criteria
Minimum Impairment Criteria	The standards set by IWBF in relation to the degree of Eligible impairment that must be present in order that a Player is deemed to be eligible to compete in IWBF Wheelchair Basketball.
NOWB	National Organisation governing Wheelchair Basketball.
Not Eligible	Consequence of not meeting the eligibility criteria.
Player	Any person who participates in the sport of IWBF Wheelchair Basketball at International Level.
Player Evaluation	The process by which a Player is assessed in accordance with the IWBF Player Classification Rules.
Player Support Personnel	Any coach, trainer, manager, interpreter, agent, team staff, official, medical or paramedical personnel working with or treating Players participating in or preparing for training and/or competition.

Protest	The procedure by which a formal objection to a Player's sport class is submitted or subsequently resolved.
Sport Class	A category defined by the IWBF in which players are categorised by reference to an activity limitation resulting from impairment.
Sport Class Status	A category allocation to each Player to indicate Evaluation requirements and protest opportunities.
Zone	A geographical region established by IWBF to promote, supervise and direct the sport of wheelchair basketball within their designated territory.

P. Appendices

Appendix 1: Eligible Impairments

The following physical impairments are recognised by IWBF as affecting the ability to execute the specific tasks and activities fundamental to Wheelchair Basketball.

Impaired Muscle Power

Players with Impaired Muscle Power have a Health Condition that either reduces or eliminates their ability to voluntarily contract their muscles in order to move or to generate force.

Examples of an Underlying Health Condition that may lead to Impaired Muscle Power include spinal cord injury (complete or incomplete, tetra-or paraplegia or paraparesis), muscular dystrophy, post-polio syndrome and spina bifida.

Impaired Passive Range of Movement

Players with Impaired Passive Range of Movement have a restriction or a lack of passive movement in one or more joints.

Examples of an Underlying Health Condition that may lead to Impaired Passive Range of Movement include arthrogryposis and contracture resulting from chronic joint immobilisation or trauma affecting a joint.

Limb Deficiency

Players with Limb Deficiency have total or partial absence of bones or joints as a consequence of trauma (for example traumatic amputation), illness (for example amputation due to bone cancer) or congenital limb deficiency (for example dysmelia).

Leg Length Difference

Players with Leg Length Difference have a difference in the length of their legs as a result of a disturbance of limb growth, or as a result of trauma.

Hypertonia

Players with hypertonia have an increase in muscle tension and a reduced ability of a muscle to stretch caused by damage to the central nervous system.

Examples of an Underlying Health Condition that may lead to Hypertonia include cerebral palsy, traumatic brain injury and stroke.

Ataxia

Players with Ataxia have uncoordinated movements caused by damage to the central nervous system.

Examples of an Underlying Health Condition that may lead to Ataxia include: cerebral palsy, traumatic brain injury, stroke and multiple sclerosis.

Athetosis

Players with Athetosis have continual slow involuntary movements.

Examples of an Underlying Health Condition that may lead to Athetosis include cerebral palsy, traumatic brain injury and stroke.

Non-Eligible Impairment Types for Players

Examples of Non-Eligible Impairment include, but not limited to the following:

- Pain
- Low muscle tone
- Hypermobility joints
- Impaired cardiovascular functions
- Impaired respiratory functions
- Joint instability e.g. recurrent dislocation of a joint.

The IPC Athlete Classification Code and International Standards for Eligible Impairments also specify certain “Health Conditions” that do not lead to an Eligible Impairment. Examples are:

1. Conditions that primarily cause pain, such as myofascial pain-dysfunction syndrome, fibromyalgia or complex regional pain syndrome.
2. Conditions that primarily cause fatigue, such as chronic fatigue syndrome.
3. Conditions that primarily cause joint hypermobility or hypotonia, such as Ehlers-Danlos syndrome
4. Conditions which are primarily psychological or psychosomatic in nature, such as conversion disorders or post-traumatic stress disorder.

Appendix 2: Classifier Certification and Internal Quality Assurance

Classifier Certification Process: IWBf Classifier (Trainee and Classifier)

Qualification structure

The IWBf Classifier Training Programme comprises of six mandatory units and one additional unit. Learners must successfully complete all six units to achieve this qualification.

Mandatory Units

Unit	Assessment Method(s)
Wheelchair Basketball Rules	Online multiple-choice examination
Player Classification Rules	Online multiple-choice examination, observation of classifying
Administration and management	Online multiple-choice examination, written tasks
Safeguarding and Player wellbeing	Online multiple-choice examination
Professionalism	Online multiple-choice examination
Conflict Management	Online multiple-choice examination
Mentoring (Classifier only)	Online multiple-choice examination

Unit title:	Wheelchair Basketball Rules
Unit aim:	This unit introduces the IWBF Classifier to the policies, rules and processes applicable to the role.
Assessment specification:	Learners are required to complete a multiple-choice online examination.

Learning outcomes <i>The learner will:</i>		Assessment criteria <i>The learner can:</i>		Mandatory delivery content <i>The learner will develop an understanding of:</i>
1	Have knowledge of all applicable policies, rules and processes.	1.1	Identify responsibilities related to IWBF policies, rules and processes.	<ul style="list-style-type: none"> Relevant policies, rules and processes for an IWBF level Classifier. <ul style="list-style-type: none"> Player Classification Rules Protest Procedures Appeal Procedures Intentional Misrepresentation Classification Manual Official Wheelchair Basketball Rules How policies, rules and processes enable classification
2	Have knowledge of wheelchair basketball, including the technical rules of the sport.	2.1	Demonstrate an understanding of relevant technical rules of the sport.	<ul style="list-style-type: none"> The aim of wheelchair basketball Total team points value and its impact on the game.

Unit title:	Player Classification Rules
Unit aim:	This unit outlines IWBF and IPC Player Classification Rules relevant to the role of the Classifier.
Assessment specification:	Learners are required to complete a multiple-choice online examination and be observation in person.

Learning outcomes <i>The learner will:</i>		Assessment criteria <i>The learner can:</i>		Mandatory delivery content <i>The learner will develop an understanding of:</i>
1	Understand the IPC Athlete Classification Code and International Standards.	1.1	Explain why Classification is a part of Para-sport.	<ul style="list-style-type: none"> The purpose of Classification in Para-sport.
		1.2	Explain what an Eligible Impairment is.	<ul style="list-style-type: none"> IPC Eligible Impairments. Eligible Impairments for Wheelchair Basketball. Non-Eligible Impairments. Health Conditions that are not Underlying Health Conditions.
2	Understand IWBF Player Classification Rules.	2.1	Minimum Impairment Criteria	<ul style="list-style-type: none"> The Minimum Impairment Criteria for wheelchair basketball
		2.2	Describe the Player Evaluation Process	<ul style="list-style-type: none"> Stage 1 Player Evaluation Stage 2 Player Evaluation Stage 3 Player Evaluation
		2.3	Explain the role of the Classification and Eligibility Assessment Panels	<ul style="list-style-type: none"> The role of the Eligibility Assessment Panel (Stage 1) The role of the Classification Panel (Stage 2) The role of the Classification Panel (Stage 3)
		2.4	Explain how Sport Class and Sport Class Status are allocated.	<ul style="list-style-type: none"> Sport Classes and how they are allocated Sport Class Status' and how they are allocated
		2.5	Understand what Intentional Misrepresentation is and how to report it.	<ul style="list-style-type: none"> Intentional misrepresentation in Para-sport IWBF reporting procedures

3	Carry out the Player Evaluation process (Stage 2 and Stage 3)	3.1	Complete Stage 2 Player Evaluation as part of a Classification Panel	<ul style="list-style-type: none"> • The procedures for carrying out Stage 2 Player Evaluation • The tests that form Stage 2 Player Evaluation • The equipment required for Stage 2 Player Evaluation
		3.2	Complete Stage 3 Player Evaluation as part of a Classification Panel	<ul style="list-style-type: none"> • The procedures for carrying out Stage 3 Player Evaluation • The tests that form Stage 3 Player Evaluation • The equipment required for Stage 3 Player Evaluation

Unit title:	Administration and Management
Unit aim:	This unit introduces the Classifier to administration and management tasks required for the role.
Assessment specification:	Learners are required to complete a multiple-choice online examination and written tasks.

Learning outcomes <i>The learner will:</i>		Assessment criteria <i>The learner can:</i>		Mandatory delivery content <i>The learner will develop an understanding of:</i>
1	Understand Classification Administration Processes for level 1 Classifiers.	1.1	Identify the administrative duties of the Classifier	<ul style="list-style-type: none"> • Administrative duties prior to competition • Administrative duties during competition • Administrative duties after competition •
		1.2	Explain the legal and moral responsibilities of the Classifier	<ul style="list-style-type: none"> • Data protection • Confidentiality

Unit title:	Safeguarding and Wellbeing
Unit aim:	This unit introduces the Classifier to their responsibilities in the safeguarding and protection of children and adults.
Assessment specification:	Learners are required to complete a multiple-choice online examination.

Learning outcomes <i>The learner will:</i>		Assessment criteria <i>The learner can:</i>		Mandatory delivery content <i>The learner will develop an understanding of:</i>
1	Understand what types of abuse may occur	1.1	Explain the types of harm experienced by children and adults	<ul style="list-style-type: none"> • IWBf definition of a child • The types of harm experienced by children and adults
2	Recognise signs that someone is being experiencing harm	2.1	Identify signs that may suggest someone is experiencing harm	<ul style="list-style-type: none"> • Indicators of harm
3	Understand procedures for reporting abuse	3.1	Identify responsibilities related to reporting abuse	<ul style="list-style-type: none"> • The principles of duty of care towards participants • The principles of safeguarding children and adults • The procedures for reporting concerns about abuse

Unit title:	Professionalism
Unit aim:	This unit introduces the learner to the expected behaviours of the Classifier.
Assessment specification:	Learners are required to complete a multiple-choice online examination.

Learning outcomes <i>The learner will:</i>		Assessment criteria <i>The learner can:</i>		Mandatory delivery content <i>The learner will develop an understanding of:</i>
1	Understand the expected behaviours of the Classifier	1.1	Identify the key aspects and behaviours associated with the role	<ul style="list-style-type: none"> • The Classifier Code of Conduct • How other perceive you • Personal management traits • Personal development

Unit title:	Conflict Management
Unit aim:	This unit introduces the Classifier to conflict, its causes and how to manage confrontational situations.
Assessment specification:	Learners are required to complete a multiple-choice online examination.

Learning outcomes <i>The learner will:</i>		Assessment criteria <i>The learner can:</i>		Mandatory delivery content <i>The learner will develop an understanding of:</i>
1	Understand causes of conflict	1.1	Identify causes of conflict	<ul style="list-style-type: none"> • What conflict is • Conflict management and why it is important • Cause of conflict in relation to the role of the Classifier
2	Understand techniques that can be employed to manage conflict	2.1	Implement techniques for managing conflict	<ul style="list-style-type: none"> • Positive behaviours when dealing with conflict • Conflict management techniques

Additional module for Classifiers:

Unit title:	Mentoring
Unit aim:	This unit introduces the Classifier to mentoring and the level 2's role in mentoring less experienced Classifiers.
Assessment specification:	Learners are required to complete a multiple-choice online examination.

Learning outcomes <i>The learner will:</i>		Assessment criteria <i>The learner can:</i>		Mandatory delivery content <i>The learner will develop an understanding of:</i>
1	Understand the role of the mentor	1.1	Explain the role of the mentor	<ul style="list-style-type: none">• The role of the mentor• Tools to develop your mentoring approach• Practical mentoring skills

Classifier Certification Process: IWBf Chief Classifier

Qualification structure

The IWBf Classifier Training Programme comprises of three mandatory units. Learners must successfully complete all three units to achieve this qualification. Learners must maintain certification as a Classifier to be eligible to complete the Chief Classifier certification process.

Mandatory Units

Unit	Assessment Method(s)
Protests and appeals	Online multiple-choice examination, Observation
Administration and management	Online multiple-choice examination, Written tasks
Professionalism	Online multiple-choice examination

Unit title:	Protests and appeals
Unit aim:	This unit introduces the Chief Classifier to the classification processes for protests and appeals.
Assessment specification:	Learners are required to complete a multiple-choice online examination.

Learning outcomes <i>The learner will:</i>		Assessment criteria <i>The learner can:</i>		Mandatory delivery content <i>The learner will develop an understanding of:</i>
1	Understand procedures for protest and appeals	1.1	Explain IWBf classification protest procedures	<ul style="list-style-type: none"> • Grounds for a protest • Parties permitted to carry out a protest • National protest and procedures • IWBf protest and procedures • Fees and panels • Protest Panel • Provisions where no protest panel is available
		1.2	Explain IWBf classification appeal procedures	<ul style="list-style-type: none"> • Grounds for an appeal • Parties permitted make an appeal • Appeals procedures
2	Carry out procedures for protests and appeals	2.1	Carry out the procedures for a protest	<ul style="list-style-type: none"> • Their responsibilities and actions upon the receipt of a protest of a National protest • The actions that must take for an IWBf protest • Appointing a protest panel
		2.2	Carry out the procedures for an appeal	<ul style="list-style-type: none"> • Their responsibilities and actions upon the receipt of an appeal

Unit title:	Administration and Management
Unit aim:	This unit introduces the Chief Classifier to administration and management tasks required for the role.
Assessment specification:	Learners are required to complete a multiple-choice online examination and written tasks.

Learning outcomes <i>The learner will:</i>		Assessment criteria <i>The learner can:</i>		Mandatory delivery content <i>The learner will develop an understanding of:</i>
1	Understand the responsibilities of the level Chief Classifier in the management and supervision of classification and eligibility assessment panels	1.1	Direct, administer, co-ordinate and implement Classification procedures	<ul style="list-style-type: none"> • Administrative duties prior to competition • Administrative duties during competition • Administrative duties after competition •
		1.2	Explain the legal and moral responsibilities of the Chief Classifier	<ul style="list-style-type: none"> • Data protection • Confidentiality
		2.2	Demonstrate leadership skills in matters related to Classification	<ul style="list-style-type: none"> • Communicating Classification matters • Leading Classification procedures

Unit title:	Professionalism
Unit aim:	This unit introduces the learner to the expected behaviours of the Chief Classifier.
Assessment specification:	Learners are required to complete a multiple-choice online examination.

Learning outcomes <i>The learner will:</i>		Assessment criteria <i>The learner can:</i>		Mandatory delivery content <i>The learner will develop an understanding of:</i>
1	Understand the expected behaviours of the level 1 Classifier	1.1	Identify the key aspects and behaviours associated with the role	<ul style="list-style-type: none"> • The Classifier Code of Conduct • How other perceive you • Personal management traits • Personal development

Classifier Certification Process: IWBF Eligibility Panel Member

Qualification structure

The IWBF Classifier Training Programme comprises of six mandatory units. Learners must successfully complete all six units to achieve this qualification.

Mandatory Units

Unit	Assessment Method(s)
Wheelchair Basketball Rules	Online multiple-choice examination
Eligible Impairments and Underlying Health Conditions	Online multiple-choice examination, Written tasks
Eligibility Application Management and Administration	Online multiple-choice examination, Written tasks
Professionalism	Online multiple-choice examination
Conflict Management	Online multiple-choice examination
Mentoring	Online multiple-choice examination

Unit title:	Wheelchair Basketball Rules
Unit aim:	This unit introduces the Eligibility Assessment Panel member to the policies, rules and processes applicable to the role.
Assessment specification:	Learners are required to complete a multiple-choice online examination.

Learning outcomes <i>The learner will:</i>		Assessment criteria <i>The learner can:</i>		Mandatory delivery content <i>The learner will develop an understanding of:</i>
1	Have knowledge of all applicable policies, rules and processes.	1.1	Identify responsibilities related to IWBF policies, rules and processes.	<ul style="list-style-type: none"> Relevant policies, rules and processes for an Eligibility Assessment Panel member. <ul style="list-style-type: none"> Player Classification Rules Intentional Misrepresentation Classification Manual Official Wheelchair Basketball Rules How policies, rules and processes enable classification

Unit title:	Eligible Impairments and Underlying Health Conditions
Unit aim:	This module outlines IWBF and IPC Player Classification Rules relevant to the role of the Eligibility Assessment Panel member.
Assessment specification:	Learners are required to complete a multiple-choice online examination and written tasks.

Learning outcomes <i>The learner will:</i>		Assessment criteria <i>The learner can:</i>		Mandatory delivery content <i>The learner will develop an understanding of:</i>
1	Understand the IPC Athlete Classification Code and International Standards.	1.1	Explain why Classification is a part of Para-sport.	<ul style="list-style-type: none"> The purpose of Classification in Para-sport.
		1.2	Explain what an Eligible Impairment is.	<ul style="list-style-type: none"> IPC Eligible Impairments. Eligible Impairments for Wheelchair Basketball. Non-Eligible Impairments. Health Conditions that are not Underlying Health Conditions.
2	Understand IWBF Player Classification Rules	2.2	Describe the Player Evaluation Process	<ul style="list-style-type: none"> Stage 1 Player Evaluation Stage 2 Player Evaluation Stage 3 Player Evaluation
		2.3	Explain the role of the Eligibility Assessment Panel	<ul style="list-style-type: none"> The role of the Eligibility Assessment Panel

Unit title:	Eligibility Application Administration and Management
Unit aim:	This unit introduces learner to the administrative responsibilities of the Eligibility Assessment Panel.
Assessment specification:	Learners are required to complete a multiple-choice online examination and written tasks.

Learning outcomes <i>The learner will:</i>		Assessment criteria <i>The learner can:</i>		Mandatory delivery content <i>The learner will develop an understanding of:</i>
1	Understand the administration responsibilities of the Eligibility Assessment Panel member in the	1.1	Identify the administrative duties of the Eligibility Assessment Panel member	<ul style="list-style-type: none"> Administrative duties in the Eligibility Assessment process
		1.2	Explain the legal and moral responsibilities of the Eligibility Assessment Panel member	<ul style="list-style-type: none"> Data protection Confidentiality

Unit title:	Professionalism
Unit aim:	This unit introduces the learner to the expected behaviours of the Eligibility Assessment Panel member.
Assessment specification:	Learners are required to complete a multiple-choice online examination.

Learning outcomes <i>The learner will:</i>		Assessment criteria <i>The learner can:</i>		Mandatory delivery content <i>The learner will develop an understanding of:</i>
1	Understand the expected behaviours of the level 1 Classifier	1.1	Identify the key aspects and behaviours associated with the role	<ul style="list-style-type: none"> • The Classifier Code of Conduct • How other perceive you • Personal management traits • Personal development

Unit title:	Conflict Management
Unit aim:	This unit introduces the level 2 Classifier to conflict, its causes and how to manage confrontational situations.
Assessment specification:	Learners are required to complete a multiple-choice online examination.

Learning outcomes <i>The learner will:</i>		Assessment criteria <i>The learner can:</i>		Mandatory delivery content <i>The learner will develop an understanding of:</i>
1	Understand causes of conflict	1.1	Identify causes of conflict	<ul style="list-style-type: none"> • What conflict is • Conflict management and why it is important • Cause of conflict in relation to the role of the level 1 Classifier
2	Understand techniques that can be employed to manage conflict	2.1	Implement techniques for managing conflict	<ul style="list-style-type: none"> • Positive behaviours when dealing with conflict • Conflict management techniques

Unit title:	Mentoring
Unit aim:	This unit introduces the Eligibility Assessment Panel member to mentoring and their role in mentoring less experienced Panel members.
Assessment specification:	Learners are required to complete a multiple-choice online examination.

Learning outcomes <i>The learner will:</i>		Assessment criteria <i>The learner can:</i>		Mandatory delivery content <i>The learner will develop an understanding of:</i>
1	Understand the role of the mentor	1.1	Explain the role of the mentor	<ul style="list-style-type: none"> • The role of the mentor • Tools to develop your mentoring approach • Practical mentoring skills

Quality Assurance Approach

Internal Quality Assurance

The Player Evaluation process is subject to internal quality assurance. The Internal Quality Assurance (IQA) will be coordinated by IWBF who will plan any required interventions. Interventions may include observation and desk-based review. IQA will be carried out by the IWBF Head of Classification, Chief Classifiers and/or experienced nominated Classifiers.

IQA Strategy: Classifiers and Eligibility Assessment Panel members

IWBF has developed a sampling plan to quality assure the Classifier Certification Process which:

- is designed using a risk-based approach
- covers the quality assurance across the breadth of both the delivery and assessment programme for the Classifier Certification Process
- ensures that all classifiers and panel members are quality assured on a minimum of one occasion in a 12-month period
- includes an appropriate proportion of observations and desk-based quality assurance (where relevant), determines the number of observations of performance, per classifier or panel member (minimum of 25% of panels or one per year, whichever is the greater) based upon a risk assessment (see below)
- plans to quality assure the implementation of the IWBF's policies and procedures

Risk-based approach

1 High Risk Classifiers and Eligibility Assessment Panel members

Examples of the types of classifiers and panel members that might fall within this banding include: newly qualified classifiers and panel members; inexperienced classifiers and panel members; classifiers and panel members with significant areas of development, for which the internal quality assurer should adopt the following principles:

- 100% of Player Evaluations/assessments are to be internally quality assured (through observations of delivery and desk-based sampling) up until they receive a lower risk banding, covering:
 - observation of the first three Player Evaluations (minimum) for which they are the nominated
 - an appropriate portion of fully completed minimum impairment criteria assessments
 - an appropriate portion of fully completed eligible impairment assessments
- thereafter an appropriate internal quality assurance strategy should be determined based upon risk.

2 Medium Risk Classifiers and Eligibility Assessment Panel members

Examples of the types of classifiers and panel members that might fall within this banding include classifiers and panel members with a number of areas for further development, for which the internal quality assurer should adopt the following principles:

- 50% of evaluations/assessments or a minimum of two courses per year (whichever is the greater) to be quality assured (through an appropriate mix of observations of delivery and desk-based sampling) up until they receive a lower risk banding, covering:
 - observation of a minimum of two Player Evaluations per year
 - an appropriate portion of fully completed minimum impairment criteria assessments
 - an appropriate portion of fully completed eligible impairment assessments
- thereafter an appropriate internal quality assurance strategy should be determined based upon risk.

3 Low Risk Classifiers and Eligibility Assessment Panel members

Examples of the types of classifiers and panel members that might fall within this banding include experienced classifiers and panel members with few areas for further development), for which the internal quality assurer should adopt the following principles:

- 25% of evaluations/assessments or a minimum of one per year (whichever is the greater) to be quality assured (through an appropriate mix of observations and desk-based sampling) covering:
 - observation of a minimum of one Player Evaluation per year
 - an appropriate portion of fully completed minimum impairment criteria assessments
 - an appropriate portion of fully completed eligible impairment assessments
- thereafter an appropriate internal quality assurance strategy should be determined based upon risk.

IQA Sampling Plan: Classifier / Eligibility Assessment Panel member (High Risk)

This plan should be shared with the high-risk classifiers/eligibility assessment panel member.

NB. 100% of assessments/evaluations are to be internally quality assured (observations and desk-based sampling) to meet the IQA strategy for High Risk Classifiers/Eligibility Assessment Panel members.

Classifier/Panel Member Name:		Role	
High Risk Rationale:		IQA Name	

Competition	Competition dates	Location	Quality Assurance Interventions	
			Observation	Desk-based
<i>World Championships</i>	<i>01/09/2021</i>	<i>Madrid, Spain</i>	<i>Player Evaluation 3</i>	<i>Eligibility Assessment 1</i>
Review of Risk Banding Risk Banding can be raised following the initial IQA intervention if performance warrants. Risk banding can only be reduced following a minimum of 3 IQA interventions. The IQA must provide a sound, evidence-based rationale for reviewing and raising or reducing the Risk Banding of the Classifier/Eligibility Assessment Panel member.				

IQA Sampling Plan: Classifier / Eligibility Assessment Panel member (Medium Risk)

This plan should be shared with the medium-risk classifier/panel member

NB. Interventions on 50% of courses or a minimum of 2 player evaluations per year (whichever is the greater) are required to meet the IQA strategy for Medium Risk classifiers/panel members.

Classifier/Panel Member Name:		Role	
Medium Risk Rationale:		IQA Name	

Competition	Competition dates	Location	Quality Assurance Interventions	
			Observation	Desk-based
<i>World Championships</i>	<i>01/09/2021</i>	<i>Madrid, Spain</i>	<i>Player Evaluation 3</i>	<i>Eligibility Assessment 1</i>
		No intervention required		
		No intervention required		
Review of Risk Banding Risk Banding can be raised following the initial IQA intervention if performance warrants. Risk banding can only be reduced following a minimum of 2 IQA interventions. The IQA must provide a sound, evidence-based rationale for reviewing and raising or reducing the Risk Banding of the Classifier/Eligibility Assessment Panel member,				

IQA Sampling Plan: Classifier / Eligibility Assessment Panel member (Low Risk)

This plan should be shared with the low-risk classifier/panel member.

NB. Interventions on 25% of courses or a minimum of 1 course per year (whichever is the greater) is required to meet the IQA strategy for Low Risk Classifiers/Panel members.

Classifier/Panel Member Name:		Role	
Low Risk Rationale:		IQA Name	

Competition	Competition dates	Location	Quality Assurance Interventions	
			Observation	Desk-based
<i>World Championships</i>	<i>01/09/2021</i>	<i>Madrid, Spain</i>	<i>Player Evaluation 3</i>	<i>Eligibility Assessment 1</i>
		No intervention required		
		No intervention required		
		No intervention required		
		No intervention required		
Review of Risk Banding Risk Banding can be reviewed at any point following the delivery of the initial two competitions. The IQA must provide a sound, evidence-based rationale for reviewing and increasing the Risk Banding of the classifier/panel member.				

IQA Desk Based Quality Assurance: Stage 1 Player Evaluation

IQA name:		Classifier name:		Date:	
Sample:					

Eligibility Assessment: <i>The panel member is able to:</i>		Comment:				
1	Complete the evaluation in a timely manner					
2	Demonstrate knowledge and understanding of the Player Evaluation process					
3	Carry out and record the Player Evaluation procedures correctly					
4	Communicate effectively using clear English free from jargon					
5	Ask appropriate and relevant questions based on the criteria					
6	Provide a rationale for the decision					
7	Maintain a professional attitude in terms of Code of conduct, equality and diversity					
8	Review own practice, identifying an action plan and CPD opportunities					
Panel member name:			Panel member signature:		Date:	
IQA name:			IQA signature:		Date:	

IQA Observation of Classifier: Stage 2 Player Evaluation

IQA name:		Classifier name:		Date:	
Competition:		Venue and Location:			
Sample					

Planning and preparation: <i>The classifier is able to:</i>		Comment:
1	Meet Players punctually and be well presented	
2	Introduce themselves and their role as a Classifier	
3	Communicate the purpose, requirements and the format of the evaluation to the Player	
4	Have appropriate and safe facilities/resources/equipment available	
5	Create and maintain a safe and supportive evaluation environment	
Player Evaluation: <i>The classifier is able to:</i>		
6	Demonstrate knowledge and understanding of the Player evaluation process	
7	Carry out and record the Player Evaluation procedures correctly	
8	Communicate effectively using clear English free from jargon	

9	Demonstrate effective use of listening skills and questioning					
Delivery: <i>The classifier is able to:</i>		Comment				
10	Ask appropriate and relevant questions based on the criteria					
11	Provide individual feedback to Players					
12	Maintain a professional attitude in terms of Code of conduct, equality and diversity					
13	Take in consideration health and safety and additional needs of Players (where required)					
14	Carry out Player Evaluations in a timely manner					
15	Conclude the session					
Evaluation: <i>The classifier is able to:</i>						
16	Review own practice, identifying an action plan and CPD opportunities					
Classifier name:			Classifier signature:		Date:	
IQA name:			IQA signature:		Date:	

IQA Observation of Classifier: Stage 3 Player Evaluation

IQA name:		Classifier name:		Date:	
Competition:		Venue and Location:			
Sample:					

Planning and preparation: <i>The classifier is able to:</i>		Comment:
1	Arrive punctually and be well presented	
2	Have appropriate and safe facilities/resources/equipment available	
Player Evaluation: <i>The classifier is able to:</i>		
3	Demonstrate knowledge and understanding of the allocation of sport classes and sport class status	
4	Carry out and record the Player Evaluation procedures correctly	
5	Communicate effectively using clear English free from jargon	
Delivery: <i>The classifier is able to:</i>		Comment
6	Provide individual feedback to Players and support personnel	
7	Maintain a professional attitude in terms of Code of conduct, equality and diversity	
Evaluation: <i>The classifier is able to:</i>		

8	Review own practice, identifying an action plan and CPD opportunities				
Classifier name:		Classifier signature:		Date:	
IQA name:		IQA signature:		Date:	

Internal Quality Assurance Report

IQA name:		Classifier / Panel member name:	
Date:		Sample:	
Internal Quality Assurance Summary			
Feedback			

IQA:

Classifier/Panel member:

Action Plan:

By when:

Classifier/Panel member name:		Classifier/Panel member signature:		Date:	
IQA name:		IQA signature:		Date:	

Re-certification and Continual Professional Development

Being active as a classifier is important to ensure that classification practices stay up-to-date and meet the requirements of the IWBF Player Classification Rules.

If a classifier or eligibility assessment panel member is inactive for a period of four years they must restart the classifier certification process.

The performance of classifiers will be managed through the IQA and CPD processes.

Classifiers must maintain their competency level through a process of re-certification.

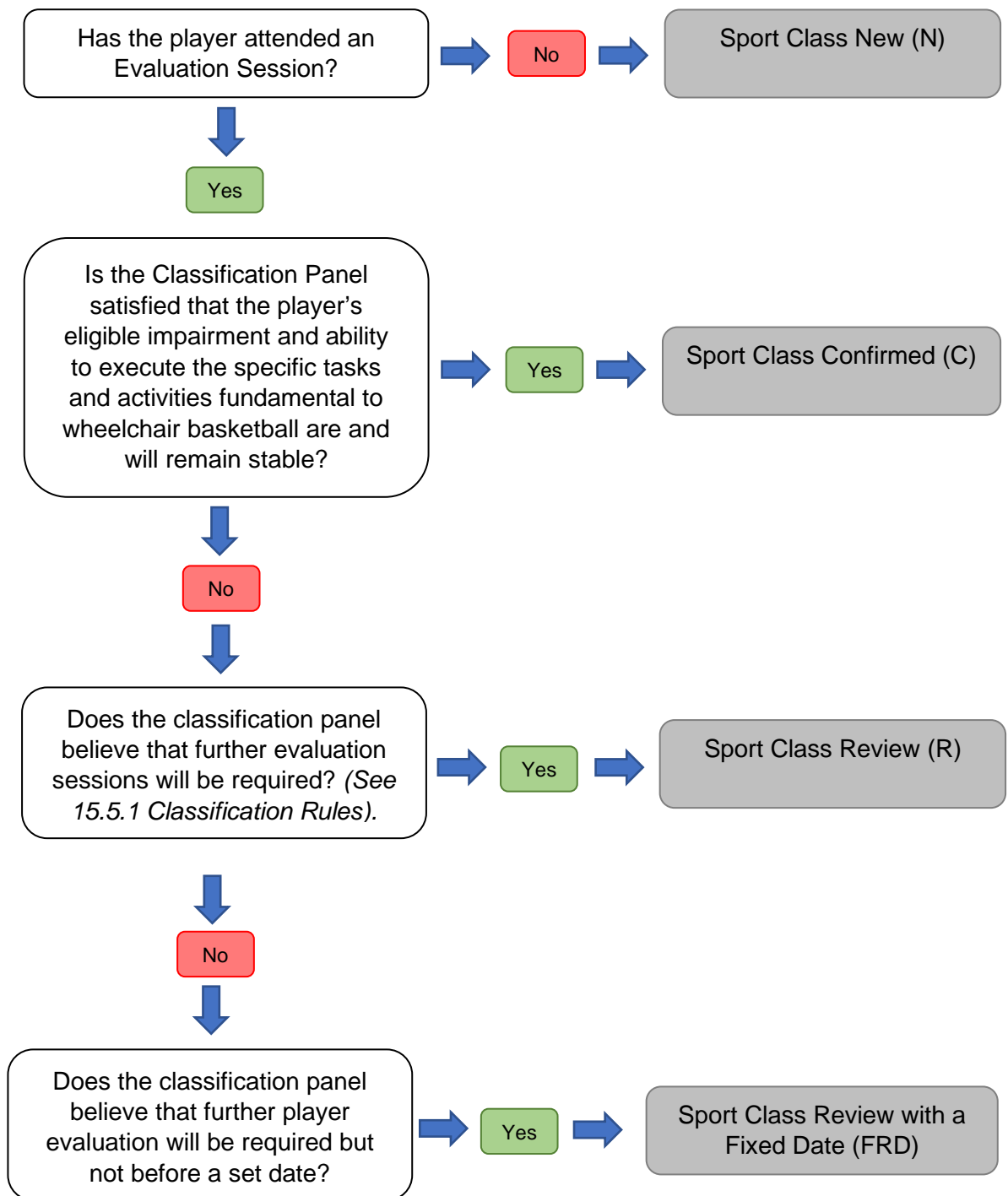
Classifiers may have their classification level reduced or removed if they don't meet competency criteria for the role, at the sole discretion of the IWBF, until they can demonstrate that they meet the competencies for re-certification.

Re-certification process

Level	Competency									
	Attendance at standardisation event	Wheelchair Basketball Rules	Player Classification Rules and Procedures	Administration and management	Safeguarding and Player wellbeing	Professionalism	Conflict Management	Mentoring	Protest and appeal procedures	Eligible Impairments and Underlying health conditions
Trainee Classifier (Level 1)	Annual	Every two years	Every two years	Every two years	Every three years	Every two years	Every two years	n/a	n/a	n/a
Classifier (Level 2)	Annual	Every three years	Every three years	Every three years	Every three years	Every three years	Every three years	Every three years	n/a	n/a
Chief Classifier (Level 3)	Annual	Every four years	Every four years	Every four years	Every three years	Every four years	Every four years	Every four years	Every three years	n/a
Eligibility Assessment Panel Member	Annual	Every four years	Every four years	Every four years	Every four years	Every four years	Every four years	Every four years	n/a	Every four years

Eligibility Assessment Panel Members must also update their professional medical status every four year

Appendix 3: Allocation of Sport Class Status Flow Chart



Appendix 4: MEDICAL DIAGNOSTICS FORM FOR NEW WHEELCHAIR BASKETBALL PLAYERS

This form must be completed in full by a Medical or paramedical person and sent to IWBF. The information gathered in this form is required to assess the eligibility of the Player's impairment and to facilitate Player Evaluation for the purpose of awarding a Sport Class and Sport Class Status.

PLAYER INFORMATION:

Last Name:	Click or tap here to enter text.		
First Name:	Click or tap here to enter text.		
Date of birth (DD/MM/YYYY):	Click or tap to enter a date.		
Place of Birth:	Click or tap here to enter text.		
Nationality:	Click or tap here to enter text.		
Gender:	Male:	<input type="checkbox"/>	Female: <input type="checkbox"/>
Passport No.	Click or tap here to enter text.	Proposed Sport Class:	Click or tap here to enter

PERMANENT HEALTH CONDITION & RESULTING IMPAIRMENT:

Health Condition / Diagnosis					
Click or tap here to enter text.					
Resulting impairment					
Ataxia	<input type="checkbox"/>	Athetosis	<input type="checkbox"/>	Hypertonia	<input type="checkbox"/>
Limb deficiency / loss	<input type="checkbox"/>	Leg length difference			<input type="checkbox"/>
Impaired muscle power	<input type="checkbox"/>	Impaired passive range of movement			<input type="checkbox"/>
Health condition is					
Permanent	<input type="checkbox"/>	Stable	<input type="checkbox"/>	Progressive	<input type="checkbox"/>
Year of onset:	Click or tap here to enter text.			Congenital (birth):	<input type="checkbox"/>
Chronology of Health Condition	Click or tap here to enter text.				

ATTACHMENTS:

The Player's health condition as stated on this form and the resulting impairment must fully explain the loss of function exhibited by the Player during Player Evaluation. Therefore, supporting medical documentation must be attached to this form. IWBF may ask for further information to be submitted depending on the individual Player's health condition and impairment.

I can confirm that the above information is accurate

☐

Name:

Click or tap here to enter text.

Role/Occupation:

Click or tap here to enter text.

Date:

Click or tap to enter a date.

Signature:

Sport Class Proposed by:

Signature:

I, enter name of the Player, hereby acknowledge and agree to the following:

1. I certify that the information provided is correct.
2. I give permission to store this form and any additionally submitted medical information by IWBF on a secured server.
3. I give permission to IWBF to use this information to evaluate my "eligibility" and facilitate Player Evaluation for the purpose of awarding a Sport Class and Sport Class Status as wheelchair basketball player.
4. If necessary, to complete my Evaluation, I consent to a private physical examination by members of the tournament Classification Panel.

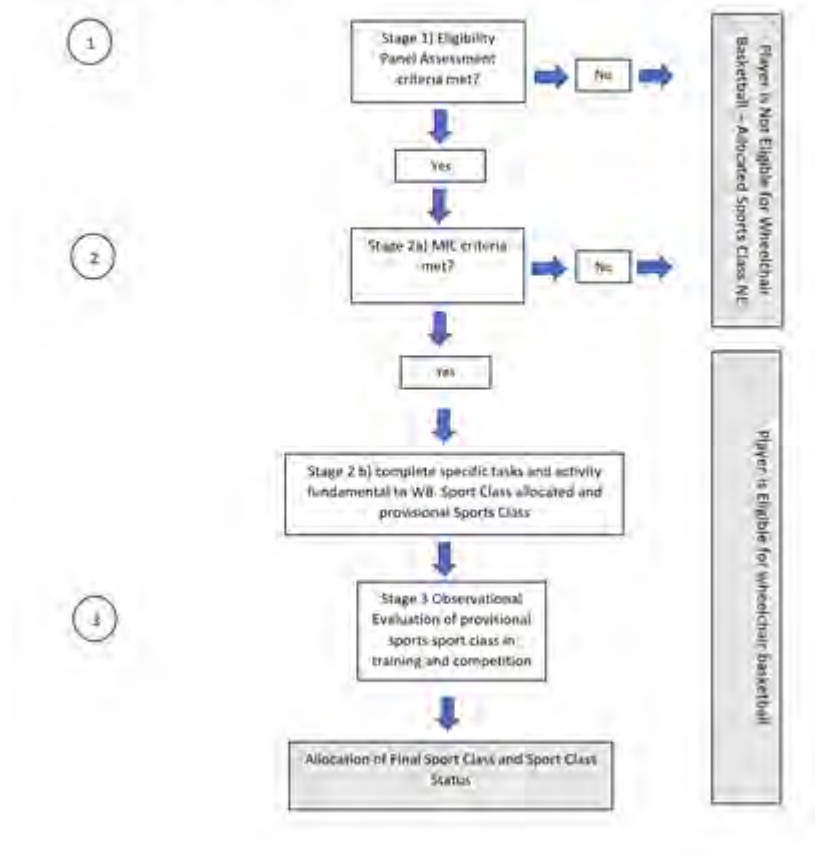
Click or tap to enter a date.

Signature of Player (or, if a minor, signature of legal guardian)

Date

Appendix 5: Player Evaluation Flow Chart

Player Evaluation Flow Chart - New



Appendix 6: Assessment Panels

Panel	Stage 1 Player Evaluation: Eligibility Assessment Panel	Stage 2 Player Evaluation: Classification Panel	Stage 3 Player Evaluation: Classification Panel
Role	To establish whether or not a player has an eligible impairment and can demonstrate and Underlying Health Condition.	To assess whether a player complies with MIC for wheelchair basketball.	To assess the extent to which a Player is able to execute the specific tasks and activities fundamental to wheelchair basketball. To allocate entry Sport Class and Sport Class Status.
Composition	1. The Eligibility Assessment Panel must, if practicable, be comprised of the Chairperson of the IWBF Classification Commission and at least two other experts with appropriate medical qualifications.	2. Minimum of two IWBF International certified Classifiers with at least one Classifier holding a valid medical qualification. 3. A Trainee Classifier may be part of a Classification Panel in addition to the required number of certified Classifiers.	1. Minimum of two IWBF International certified Classifiers with at least one Classifier holding a valid medical qualification. 2. A Trainee Classifier may be part of a Classification Panel in addition to the required number of certified Classifiers.

Appendix 7: Player overview assessment list NOWB

NOWB	
Date of submission	
Email of contact person	

No	Family Name	Given Name	Gender	DOB	Country Code	Proposed Class	FOR IWBF ONLY
1							
2							
3							
4							
5							
6							
7							
8							
9							
10							
11							
12							
13							
14							
15							
16							
17							
18							
19							

Appendix 8: Eligibility Assessment Administration Checklist

Activity	Who	When	
Receipt of Medical Diagnostic Information	Operations Administrator		<input type="checkbox"/>
Check that all required documents have been received and save to IWBF protected cloud system	Operations Administrator	Within 3 working days of receipt of Medical Diagnostic Information	<input type="checkbox"/>
IWBF Head of Classification notified of the requirement for an EAP	Operations Administrator	Upon receipt of Medical Diagnostic Information	<input type="checkbox"/>
Two medical experts appointed to EAP	Head of Classification	Within 1 week of notification of application	<input type="checkbox"/>
IWBF Head of Classification notifies Operation Administrator of EAP members	Head of Classification	Upon confirmation of Panel members	<input type="checkbox"/>
Operation Administrator sends anonymised Medical Diagnostic Information to EAP	Operations Administrator	With 3 working days of confirmation Panel members	<input type="checkbox"/>
EAP provides Head of Classification with a decision	EAP	Within xx months of receipt of Medical Diagnostic Information	<input type="checkbox"/>
Head of Classification validates decision	Head of Classification	Within 3 working days of decision	<input type="checkbox"/>
Head of Classification informs Operation Administrator of decision	Head of Classification	Within 3 working days of decision	<input type="checkbox"/>
Operations Administrator informs NOWB of decision	Operations Administrator	Within 3 working days of receipt of decision	<input type="checkbox"/>
Where the EAP is not satisfied that the Player has an eligible impairment and the NOWB provides further Diagnostic Information			
NOWB provides further Diagnostic Information	NOWB	Within one month of decision	<input type="checkbox"/>
Medical Diagnostic Information received, anonymised and shared with EAP	Operations Administrator	Within 3 working days of receipt of Medical Diagnostic Information	<input type="checkbox"/>
Operations Administrator informs NOWB of final decision	Operations Administrator	Within 3 working days of receipt of decision	<input type="checkbox"/>

Appendix 9: Post-Competition Report Template

Player Sport Class and Sport Class Status

Player #	Name	Sport Class	Sport Class Status

Event management recommendations

Minutes from Classifier meetings

Appendix 10: Classifier Certification and Training Competition Report

Classifiers Evaluated and Certified

Name	Country	Evaluated By	Confirmed Level

Classifier Training Report

Please describe training that occurred.

--

Please continue on a separate sheet if necessary.

Appendix 11: Competition Administration Checklist

Pre-Competition

Six months prior to Competition - IWBF	
IWBF notifies Head of Classification of the requirement for a Classification Panel	<input type="checkbox"/>
Head of Classification - At least three months prior to Competition	
Call to classifiers for availability	
Appoint Chief Classifier	<input type="checkbox"/>
Appoint Classification Panel	<input type="checkbox"/>
Competition Organising Committee provided with Chief Classifier contact details	<input type="checkbox"/>
Classification panel members and reserve Classifiers confirmed, if appointed, and initial contact made with the Classification Panel regarding classification and competition information as available	<input type="checkbox"/>
Chief Classifier – two months prior to Competition	<input type="checkbox"/>
Liaise with IWBF Technical Delegate, the competition organising committee and the competition director to:	<input type="checkbox"/>
Confirm Classifiers selected and contact information	<input type="checkbox"/>
Event transportation for Classifiers	<input type="checkbox"/>
When Classification duties start and end	<input type="checkbox"/>
Liaise with the IWBF Operations Administrator for identification of Players for evaluation, to obtain access to the IWBF database, and obtain any necessary additional documentation or data for classification.	<input type="checkbox"/>
Crosscheck Player entry event information with the IWBF database to verify sport class and sport class status.	<input type="checkbox"/>
Identify Payers requiring Player Evaluation during the Classification Evaluation period who have a confirmation of an eligible impairment and Underlying Health Condition from the IWBF Eligibility Assessment Panel and the priorities for Player scheduling.	<input type="checkbox"/>
Liaise with competition director or designee to set date and time for the Classification Evaluation period.	<input type="checkbox"/>
Provide competition director, IWBF Technical Delegate and competition organising committee or Competition Director with the following:	<input type="checkbox"/>
Player Classification schedule for distribution to competing nations/teams	<input type="checkbox"/>
URL address of the IWBF Player Classification Rules	<input type="checkbox"/>
Competition rules specific to Classification	<input type="checkbox"/>
Provide competition director, IWBF Technical Delegate (if present) and competition organising committee with a list of required facilities, equipment needs, and technology support for classifiers to conduct Classification including:	<input type="checkbox"/>
Needed facilities and locations for Player Evaluation	<input type="checkbox"/>
Needed facilities and a room or area outside of the classification rooms for classification reception and administration of classification	<input type="checkbox"/>
Needed facilities and a room for classifier training, if scheduled	<input type="checkbox"/>
Presentation equipment for meetings and training sessions	<input type="checkbox"/>
Equipment needs and technology support	<input type="checkbox"/>
Other classification related needs include classifier transportation and accommodations	<input type="checkbox"/>
Collect and organise any classification documentation needed for Player Evaluation	<input type="checkbox"/>
Advise teams and Players of any supporting classification documentation that Players should bring	<input type="checkbox"/>
Chief Classifier – six to eight weeks prior to Competition	
Send an electronic copy of the IWBF Player Classification Rules and supplementary classification information document to the competition organising committee contact person and/or IWBF Technical Delegate for distribution to all official contact persons for the teams	<input type="checkbox"/>

Request final competition roster from the competition director, confirm names and uniform number of Players requiring Evaluation	<input type="checkbox"/>
Advise the competition director and/or IWBf Technical Delegate regarding any discrepancies regarding Player sport entry classes when team lists are verified against the IWBf Classification Database	<input type="checkbox"/>
Request arrival times and training schedule for teams from the competition director	<input type="checkbox"/>
Prepare the classification schedule and establish specific Evaluation times for individual Players	<input type="checkbox"/>
Provide copy of classification schedule and any other relevant information for classification to competition director and/or the IWBf Technical Delegate to disseminate to all competing teams/nations	<input type="checkbox"/>
Complete final check of Player Sport Class and Sport Class Status for Players attending competition	<input type="checkbox"/>
Contact all classifiers to confirm attendance, update any travel arrangements, confirm information on accommodation and transportation, set time for orientation meeting upon arrival and prior to the start of classification, provide classification schedules, and any other relevant information for classification	<input type="checkbox"/>
<u>Chief Classifier – two weeks prior to Competition</u>	
Review classification schedule and update as necessary	<input type="checkbox"/>
Make copies of forms and prepare other office materials needed for classification	<input type="checkbox"/>
Make final communications with Classification Panel members and competition organising committee as necessary prior to departure for the competition	<input type="checkbox"/>

During Competition

<u>Chief Classifier – during Competition</u>	
Attend the Competition Technical Meeting	<input type="checkbox"/>
Review information previously sent out to national member organisations or teams in the pre-tournament classification information document	<input type="checkbox"/>
Ensure correct entry and verified sport class and sport class status is recorded on the classification form, in the classification results report, and included with the post completion report for entry in the Player database	<input type="checkbox"/>
participate with the classifiers in informing the Player and/or team representative of initial sport class (entry sport class).	<input type="checkbox"/>
Distribute a list of Sport Class and Sport Class Status results to IWBf Technical Delegate and/or the competition director, or their designee, who will then post a hard copy of the results in a central location and distribute to each team in an electronic format; and/or the Chief Classifier will post a hard copy of Sport Class and Sport Class Status of all Players in a central location	<input type="checkbox"/>

Post-Competition

<u>Chief Classifier – Post-Competition</u>	
Complete the IWBf post-competition report template and forward this to the IWBf Head of Classification within 10 days of the end of the competition	<input type="checkbox"/>
Communicate with the Operations Administrator and/or Head of Classification to ensure that the classification forms are delivered to the Operations Administrator so that the database and master list may be updated in a timely manner	<input type="checkbox"/>

Appendix 12: Player Evaluation Agreement Form

I wish to undergo the Player Evaluation process detailed in the International Wheelchair Basketball Federation (IWBF) Player Classification Rules and Regulations and acknowledge that the following steps are essential to complete this process.

1. I understand that this process may require me to participate in sport-like exercises and activities that may include me being observed whilst competing. I understand that there is a risk of injury in participating in such exercises and activities. I confirm that I am healthy enough to participate in Player Evaluation.
2. I understand that I must comply with the requests made by both IWBF and the Classification Panel, including providing sufficient documentation to determine whether I comply with the eligibility requirements for wheelchair basketball. I also understand that if I fail to comply with any such request then Player Evaluation may be suspended without a sport class being allocated to me.
3. I understand that Player Evaluation requires me to give my best effort, and that any intentional misrepresentation of my skills, abilities and/or the degree of my impairment during Player Evaluation may result in me facing disciplinary action.
4. I understand that Player Evaluation is a judgment process and I agree to abide by the judgment of the Classification Panel. If I do not agree with the decision of the Classification Panel, I agree to abide by the protest and/or appeal process as set out in the IWBF Player Classification Rules and Regulations.

I may be photographed and/or audio or visual recorded by IWBF staff and officials (including classifiers) during the Player Evaluation process, including my activity on and off the field of play. Otherwise, however, photography, audio and visual recording of the Player Evaluation process are strictly prohibited.

5. My personal data (including my sport class, sport class status and relevant medical information that has not already been collected by the International Wheelchair Basketball Federation in the IWBF athlete eligibility agreement) will be collected by the IWBF, my National Paralympic Committee (NPC) and/or my National Organisation governing Wheelchair Basketball (NOWB), and will be stored by the IWBF (including being transferred to or stored on the IWBF's contracted servers) and used by the IWBF, my NPC and/or my NOWB for the purposes of and to the extent necessary in relation to Player Evaluation and facilitating my participation in IWBF competitions.
6. My Personal Data will be transferred to the IWBF (or designated representative) and/or the IWBF medical committee if the Classification Panel, upon review of medical diagnostic information or through any observation during Player Evaluation, is of the view that I may have a health condition that could be adversely impacted by my participation in the sport of wheelchair basketball for the purposes of assessing that risk and determining the appropriate outcome.
7. My name, gender, year of birth, country, sport class and sport class status will be published by IWBF and shared with my NPC, NOWB and competition organisers.

Optional Consent *(please tick if you agree)*

- ☐ I wish to assist the IWBF in developing the Classification system and therefore allow my Personal Data, including video material recorded during training and competition, to be used for research and educational purposes by the IWBF in perpetuity, provided such Personal Data is anonymised prior to any publication.

Providing or not providing this consent does not affect the fulfilment of this Player Evaluation Agreement Form as a whole. If consent is not provided for research purposes, Personal Data will not be used for this purpose. If consent is provided, it can be withdrawn at any time by contacting the IWBF at: info@iwbf.org

Release of Claims

I hereby release the IWBF and their respective executive members, directors, officers, employee, volunteers, contractors or agents, from any liability (to the extent permitted by law) for any loss, injury or damage suffered by me in relation to the collection of my Personal Data by the IWBF, my NPC or NOWB and/or my participation in Player Evaluation.

Access to Personal Data

I understand that I have a right to access and correct or erase the Personal Data or restrict or object to the processing of such Personal Data that the IWBF holds about me under data protection law by contacting my NPC or NOWB, who will, if required, contact the IWBF. I also understand that my eligibility to participate in the sport of wheelchair basketball is contingent on the provision of Personal Data and my voluntary participation in Player Evaluation so that a Sport Class can be allocated to me. I further understand that my agreement in relation to the collection, processing, use, storage and/or transfer of Personal Data may be withdrawn at any time which will result in me being ineligible to participate in the sport of the IWBF.

Contact Details

I may contact the IWBF's data protection officer should I have any questions about the use of my Personal Data: Mr. Robin Roemer, data.protection@iwbf.org


I have read and agree to comply with this Player Evaluation Agreement Form. The information set out in this document is correct.

_____ Printed name of Player	_____ Player signature	_____ Date
_____ Printed name of Player representative (mandatory, if present, including if the Player is considered a minor or lacks legal capacity under national legislation)	_____ Player representative signature	_____ Date

Appendix 13: Characteristics of Wheelchair Basketball Movements

Class	Pushing	Braking/Pivoting/ Turning	Dribbling	Passing/Catching	Shooting/Rebounding	Contact	Tilting
1.0	<p>Player relies on their backrest for stability.</p> <p>They generally push in an upright position.</p> <p>The head and shoulders often move in a forward and back motion to compensate for the lack of trunk movement and to assist with maintaining stability</p> <p>The player may rest their chest on their knees and remain in this position to push. They will need both arms to return to the upright position.</p>	<p>When braking quickly or turning hard the Player shows difficulty maintaining their trunk upright.</p> <p>When braking, they may try to counterbalance by leaning their head and shoulders far back.</p> <p>When pivoting they may try to counterbalance the pull of their trunk towards the opposite direction of the pivot by pressing hard back into the backrest.</p> <p>In both actions they may hold the wheelchair for support.</p>	<p>Player usually dribbles the ball close to the side of the wheelchair and near their trunk, requiring effort to maintain stability while dribbling and pushing simultaneously.</p>	<p>Player usually relies on their wheelchair for support when passing the ball.</p> <p>A forceful two-handed pass forward is accompanied by a backward movement of the head and shoulders to maintain an upright position.</p> <p>A forceful one-handed pass will frequently require the use of the opposite hand on the wheelchair or leg to gain leverage and maintain upright position. Lack of rotation of the trunk limits the ability to generate power in the pass.</p> <p>Player can only passively rotate to catch a pass from behind when stabilised with one hand.</p>	<p>Player typically leans back into the backrest to counterbalance when shooting.</p> <p>Often overbalances during follow through requiring arm support to remain upright.</p> <p>Almost always rebounds overhead with one hand; the other is used to hold onto the wheelchair for stability.</p> <p>Will reach for a rebound with two hands only if the ball is directly overhead.</p>	<p>Player cannot preserve the upright position when contact is made.</p> <p>Requires the use of upper extremities to return to upright position.</p>	n/a
2.0	<p>Player is able to lean partially forward to gain momentum and increase pushing power.</p> <p>There is loss of stability at the waist level and the lower trunk is not actively</p>	<p>When stopping quickly or turning hard the player is able to brace the trunk to maintain stability.</p> <p>Player can lean the upper trunk actively in the direction of the pivot.</p>	<p>Player usually dribbles the ball at the level of the front castors, near the wheelchair.</p> <p>Ability to dribble in front of the wheelchair is possible if supported by high position of the knees.</p>	<p>Player usually relies on their wheelchair for support when making strong passes.</p> <p>A forceful two-handed pass forward is performed with minimal loss of stability. The lower trunk is not used to gain power.</p>	<p>Player is able to lean the upper trunk forward for shooting, but more often remains on the backrest, particularly for longer range shots.</p> <p>They can rotate the upper trunk towards the basket if the lower trunk</p>	<p>Player cannot preserve balance when forceful wheelchair contact is made, especially when in the act of shooting or rebounding.</p> <p>The class 2.0 Player is able to return to an</p>	n/a

	<p>used in the pushing action.</p> <p>The head and shoulders are often held in a static position to compensate for the lack of lower trunk movement.</p> <p>After overbalancing during a pushing action the player will often use one arm pushing off the front of the wheelchair or knees to return to the upright position.</p>	<p>Player may remain in a forward leaning position in hard braking situations but does not release the hands until the trunk is upright.</p>	<p>When attempting maximum speed take-off, the player will often have loss of stability at the waist at the start of the dribble.</p>	<p>A forceful one-handed pass is usually performed with the opposite hand on the wheelchair to gain leverage and maintain upright position.</p> <p>They are able to rotate the upper trunk to catch a pass from the side when stabilized by the backrest.</p>	<p>is supported by the backrest.</p> <p>They are more stable rebounding with one hand, using the free hand for support on the wheelchair.</p> <p>If reaching overhead with both hands, the player will have moderate loss of stability.</p>	<p>upright position quickly with the use of only one arm.</p>	
3.0	<p>Player is able to actively use the trunk in the forward plane to gain maximum momentum and increase pushing power. There is no loss of stability in the motion.</p> <p>The head, shoulders and trunk move forward and back as a unit throughout the pushing action.</p>	<p>When stopping quickly or turning hard the Player is able to actively use the trunk to avoid losing balance. They are able to lean the upper and lower trunk into the pivot.</p> <p>They can maintain stability easily in hard braking situations and quickly return to an upright position.</p>	<p>Player dribbles the ball in front or at the side of the wheelchair. They are able to dribble from one side to the other without losing balance or control of the chair</p> <p>They can dribble and reach maximum speed without loss of stability.</p> <p>They are only able to dribble far to the side of the wheelchair when stabilised with the opposite hand.</p>	<p>Player is able to pass the ball without support from the wheelchair.</p> <p>A forceful two-handed pass forward is performed with no loss of stability using forward motion of the trunk to gain maximum power and momentum.</p> <p>A forceful one-handed pass is performed using active trunk movement to gain leverage.</p> <p>Player is able to rotate their trunk to receive a pass from behind without requiring support from the backrest.</p> <p>Player can only receive a pass wide to the side of</p>	<p>Player is able to lean forward strongly for shooting.</p> <p>They can rotate their full trunk towards the direction of the shot unsupported by the backrest.</p> <p>They are able to rebound overhead with both hands without loss of stability.</p> <p>They lose stability when attempting to rebound to the side with both hands.</p>	<p>Player can maintain stability when moderate wheelchair contact is made in the forward plane. They may lose stability if this contact is forceful.</p> <p>They are unable to maintain stability if contact is from the side.</p> <p>They are able to return to an upright position quickly without the use of their arms, unless there is loss of stability in the sideways plane.</p>	<p>Player may actively use the trunk and lower limbs to tilt the chair to either side.</p> <p>In order to maintain stability, they will need to either lean their trunk towards the wheel that has left the floor or hold the wheel that has left the floor.</p>

 IWBF INTERNATIONAL CLASIFICATION FORM COVER SHEET Version July 2021	Entry Status		Stage 2 Assessment Location:				Date:			
	New (N)		Stage 3 Assessment Location:				Date:			
	Review (R)		SEQUENCE OF PLAYER EVALUATION PROCESS							
	Fixed Review (FRD)		Classification Stage	Stage Completed?		Sport Class / Status				
	Classification Not Completed (CNC)		Stage 2 Assessment	Yes	No	Confirmed	Confirmed Transition	Review	Not Eligible	
		Stage 3 Assessment	Yes	No	Confirmed	Confirmed Transition	Review	Sport Class:		

ATHLETE PERSONAL DETAILS		
Team:		
Family Name:		
First Name:		
Nationality:		
Date of Birth:		
Male:	Female:	

FINAL OUTCOME OF CLASSIFICATION			NAME OF CLASSIFIERS AND ROLES		
Player Evaluation completed?			1	Print	M
Date Evaluation completed:			Signature		T
Sport Class:			2	Print	M
Sport Class Status:			Signature		T
Fixed Review: Year (if required):			3	Print	M
Reason:			Signature		T
Progressive	Fluctuating	Maturity	4	Print	M
			Signature		T
To be completed by the player and/or player support personnel. Signature indicates that the player has been informed about the sport class and status assigned by the panel.			VERIFICATION CHIEF CLASSIFIER – STAGE 2		
Print Name of Player:			Classification verified by Chief Classifier		Yes No
Signature of Player:			Decision protested		Yes No
Print Name of Support Personnel:			Print Name:		
Signature of Support Personnel:			Signature:		
Date:			Date:		
Player declines to sign:			VERIFICATION CHIEF CLASSIFIER – STAGE 3		
Pages attached (admin purposed only):			Classification verified by Chief Classifier		Yes No
			Decision protested		Yes No
			Print Name:		
			Signature:		
			Date:		

Appendix 15: Muscle Tone Evaluation Lower Extremities / Ataxia

Name:		DOB:	
Country:			

SARA Scale

1) Gait Player is asked to walk (1) at a safe distance parallel to a wall including a half-turn (turn around to face the opposite direction of gait) and (2) to walk in tandem (heels to toes) without support.		2) Stance Player is asked to stand (1) in natural position, (2) with feet together in parallel (big toes touching each other) and in tandem (both feet on one line, no space between heel and toe). Player does not wear shoes, eyes are open. For each condition, three trials are allowed. Best trial is rated.	
<ul style="list-style-type: none">0 Normal, no difficulties in walking, turning and walking tandem (up to one misstep allowed)1 Slight difficulties, only visible when walking 10 consecutive steps in tandem2 Clearly abnormal, tandem walking >10 steps not possible3 Considerable staggering, difficulties in half-turn, but without support4 Marked staggering, intermittent support of the wall required5 Severe staggering, permanent support of one stick or light support by one arm required6 Walking > 10 m only with strong support (two special sticks or stroller or accompanying person)7 Walking < 10 m only with strong support (two special sticks or stroller or accompanying person)8 Unable to walk, even supported		<ul style="list-style-type: none">0 Normal, able to stand in tandem for > 10 s1 Able to stand with feet together without sway, but not in tandem for > 10s2 Able to stand with feet together for > 10 s, but only with sway3 Able to stand for > 10 s without support in natural position, but not with feet together4 Able to stand for >10 s in natural position only with intermittent support5 Able to stand >10 s in natural position only with constant support of one arm6 Unable to stand for >10 s even with constant support of one arm	
Score		Score	

8) Heel-shin slide

Rated separately for each side

Player lies on examination bed, without sight of his legs. Player is asked to lift one leg, point with the heel to the opposite knee, slide down along the shin to the ankle, and lay the leg back on the examination bed. The task is performed 3 times. Slide-down movements should be performed within 1 s. If proband slides down without contact to shin in all three trials, rate 4.

- 0 Normal
- 1 Slightly abnormal, contact to shin maintained
- 2 Clearly abnormal, goes off shin up to 3 times during 3 cycles
- 3 Severely abnormal, goes off shin 4 or more times during 3 cycles
- 4 Unable to perform the task

Score	Right:		Left:	
Average of both sides (R+L) / 2				

Appendix 16: Muscle Tone Evaluation Lower Extremities / Athetosis

Name:		DOB:	
Country:			

The DIS assesses the duration and amplitude of the athetoid movements.

GRADE	DURATION factor	AMPLITUDE factor
0	Athetosis is absent	Athetosis is absent
1	Athetosis is occasionally present (<10%)	Athetosis present in small range of motion (<10%)
2	Athetosis is frequently present (10-49%)	Athetosis present in moderate range of motion (10-49%)
3	Athetosis is mostly present (50-89%)	Athetosis present in submaximal range of motion (50-89%)
4	Athetosis is always present (≥90%)	Athetosis present in maximal range of motion (≥90%)

Leg proximal	Choreoathetosis in the hip girdle, upper leg, knee: e.g. constantly changing fragmented or contorting movements of the proximal leg: jerky, stormy (chorea) and/or wriggling, contorting (athetosis).
Leg Distal	Choreoathetosis in the lower leg, ankle, foot: e.g. constantly changing fragmented or contorting movements of the distal leg: jerky, stormy (chorea) and/or wriggling, contorting (athetosis).

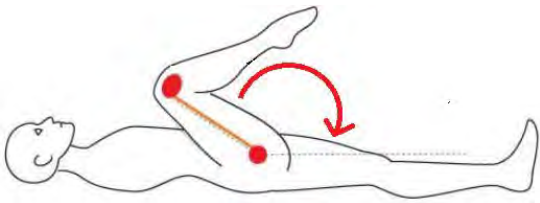
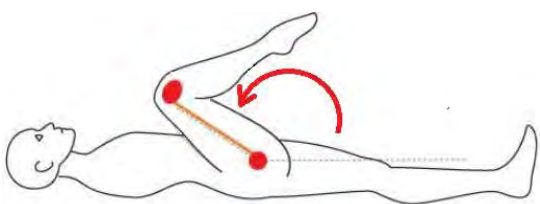
Region	Single activity	Duration factor		Amplitude factor	
Right leg proximal	Standing	0 – 1 – 2 – 3 – 4		0 – 1 – 2 – 3 – 4	
Right leg distal		0 – 1 – 2 – 3 – 4		0 – 1 – 2 – 3 – 4	
Right leg proximal	Heel / toe raising	0 – 1 – 2 – 3 – 4		0 – 1 – 2 – 3 – 4	
Right leg distal		0 – 1 – 2 – 3 – 4		0 – 1 – 2 – 3 – 4	

Appendix 17: Muscle Tone Evaluation Lower Extremities / Hypertonia

Name:		DOB:	
Country:			

Ashworth Scale

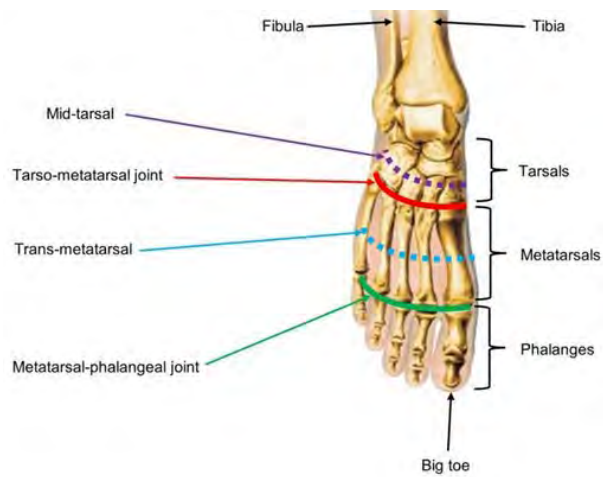
Grade	Description
0	No increase in muscle tone
1	Slight increase in muscle tone, manifested by a “catch” when the limb is flexed or extended
2	More marked increase in muscle tone but limb can still be easily flexed or extended.
3	Considerable increase in muscle tone, passive movement is difficult.
4	Limb rigid in flexion or extension

Hip	Result	
	Right	Left
 Flexion / Extension	/4	/4
 Extension / Flexion	/4	/4

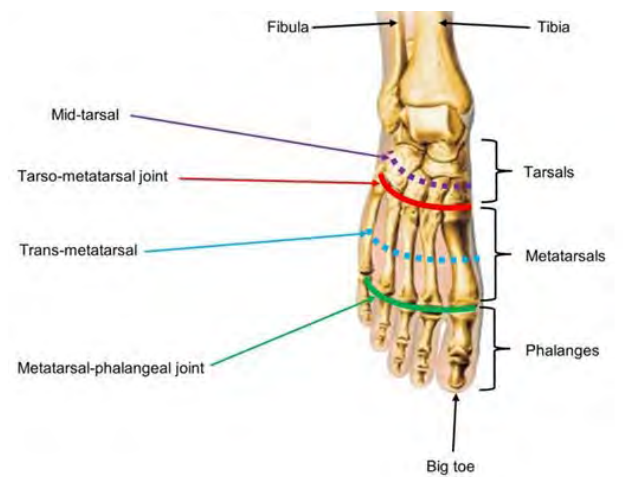
Appendix 18: Assessment Limb Deficiency

Name:		DOB:	
Country:			

LEFT



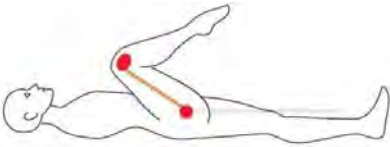

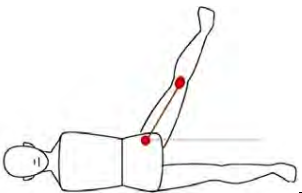
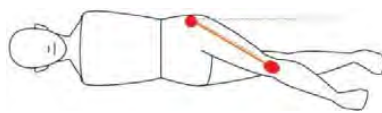
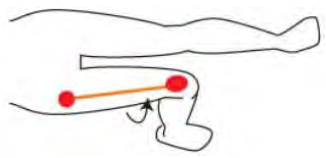

RIGHT

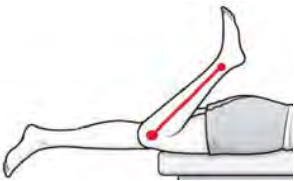
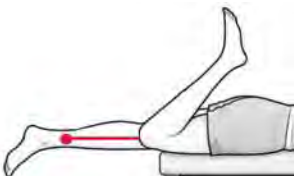


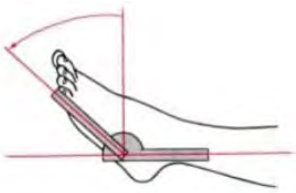
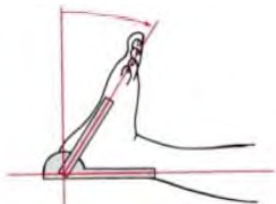
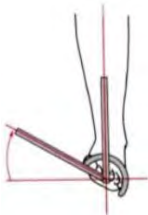
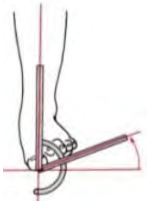
Mark in the pictures the missing bone

Appendix 19: Passive Range of Motion / Lower Extremities

Name:		DOB:	
Country:			

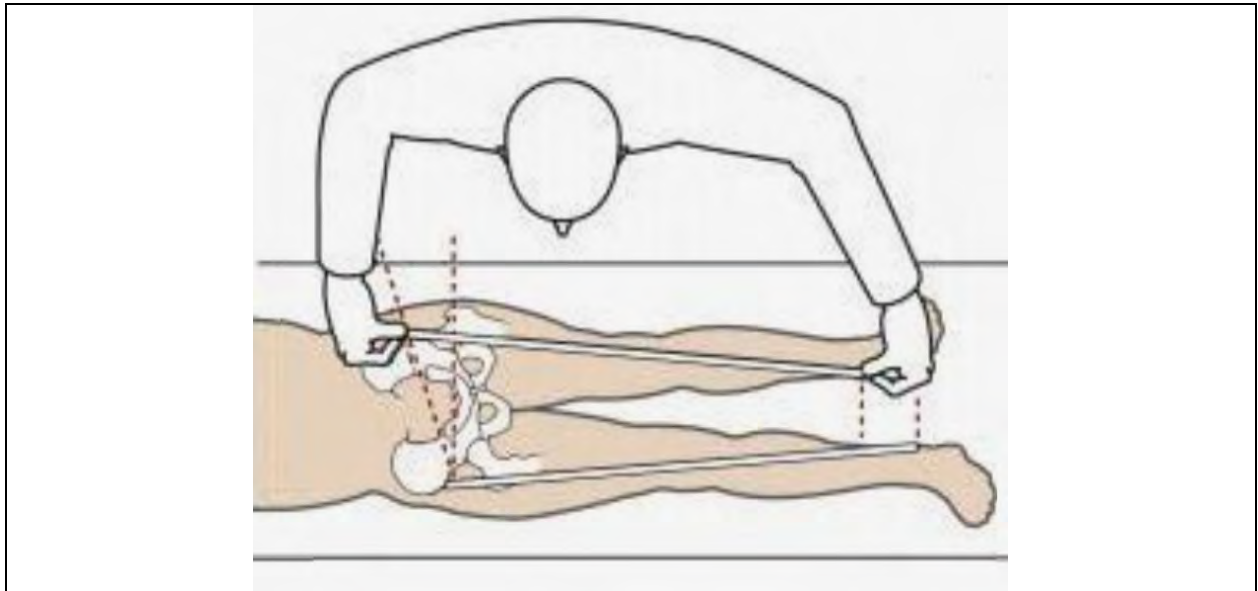
Hip	Result	
	Right	Left
Flexion 	/120	/120
Extension 	/30	/30
Abduction 	/45	/45
Adduction 	/30	/30
Internal rotation 	/45	/45
External rotation 	/45	/45
Knee	Result	

	Right	Left
Flexion 	/140	/140
Extension 	/0	/0

Ankle	Result	
	Right	Left
Plantarflexion 	/50	/50
Dorsiflexion 	/20	/20
Inversion 	/35	/35
Eversion 	/20	/20

Appendix 20: Evaluation of Leg Length Discrepancy

Name:		DOB:	
Country:			



- Player should be laying supine on the table preferably with shorts and without socks
- To measure leg length difference the player must lay spine with legs relaxed and fully extended

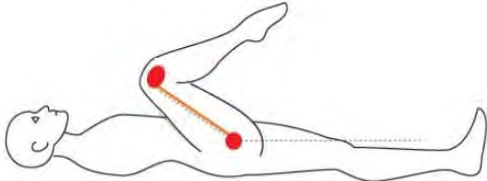
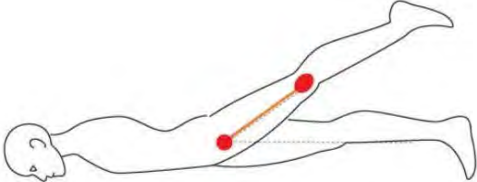
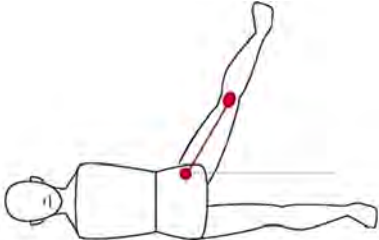
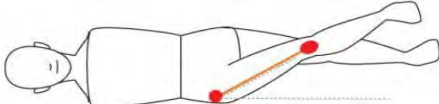
	Result	
	Right	Left
Leg length is measured from the anterior superior iliac spine to the medial malleoli	_____ cm	_____ cm

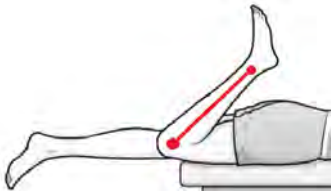
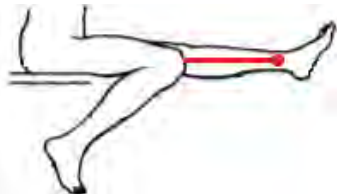
Appendix 21: Manual Muscle Testing / Lower Extremities

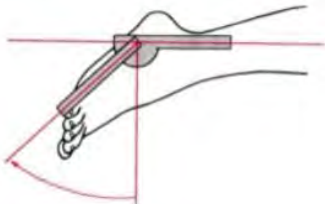
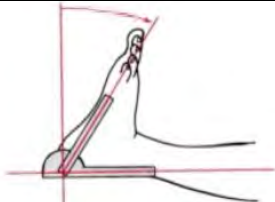
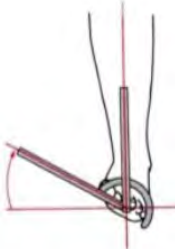

Name:		DOB:	
Country:			

Grade	Action
0	No visible or palpable contraction
1	Visible or palpable contraction, no ROM
2	Full ROM, gravity eliminated
3	Full ROM against gravity
4	Full ROM against gravity moderate resistance
5	Full ROM against gravity maximal resistance

*ROM: Range of Motion

Hip	Result	
	Right	Left
Flexion 	/5	/5
Extension 	/5	/5
Abduction 	/5	/5
Adduction 	/5	/5

Knee		Result	
		Right	Left
Flexion		/5	/5
Extension		/5	/5

Ankle		Result	
		Right	Left
Plantarflexion		/5	/5
Dorsiflexion		/5	/5
Inversion		/5	/5
Eversion		/5	/5

Appendix 22: Classifier Worksheet

IWBF CLASSIFICATION COMMISSION			WORKSHEET FOR CLASSIFIERS										
Date:			Competition:										
POINTS TO OBSERVE TO ESTABLISH THE CLASSIFICATION OF A WHEELCHAIR BASKETBALL PLAYER													
SURNAME, NAME				PLAYER Number:				COUNTRY:				CLASS PROPOSED:	
ACITIVITY OBSERVATION		1.0	1.5	2.0	2.5	3.0	3.5	4.0	4.5	YOUR REMARKS			
SITTING POSITION													
STARTING													
WHEELING													
DRIBBLING													
PASSING													
BREAKING													
PIVOTING													
REBOUNDING													
SHOOTING													
REACTION CONTACT		FRONT/BACK											
REACTION CONTACT LATERAL		LEFT/RIGHT											
VOLUME OF ACTION													
VERTICAL ROTATION OF THE TRUNCK		LEFT	NO	YES	Reduce Power		Limit Motion						
		RIGHT	NO	YES	Reduce Power		Limit Motion						
FORWARD INCLINATION			NO	YES	Reduce Power		Limit Motion						
SIDEWAYS INCLINATION		LEFT	NO	YES	Reduce Power		Limit Motion						
		RIGHT	NO	YES	Reduce Power		Limit Motion						
ARM IMPAIRMENT	RIGHT					REDUCTION: Y / N							

	LEFT		REDUCTION: Y / N			
OTHER IMPAIRMENT			REDUCTION: Y / N			
Name of the Classifier:			Signature:		PROPOSED CLASS:	